



2026 PRODUCT CATALOG

novajoy.com

Our Journey



NOVA OPENS 2,500 SQUARE FT WAREHOUSE IN EL SEGUNDO, CA



LAUNCH OF RETAIL BATHROOM SAFETY PRODUCT LINE



CHICAGO DISTRIBUTION CENTER OPENS




NOVA'S LOGO GETS A BIG MAKEOVER IN 5 COLORS

1993



SUE STARTS NOVA AND RON JOINS A FEW MONTHS LATER



1994



NOVA COMES OUT WITH A RED ROLLATOR



1995



1999



THE NOVA BRAKES REVAMP AND BECOME THE BEST IN CLASS



2001




2003



LAUNCH OF THE FIRST SPINNING CANE RACK - THE CANE CAROUSEL



2005



2009



NOVA THROUGH THE YEARS

NOVA
Ortho-Med, Inc.




NOVA Circa 1993



KICK OFF RETAIL REVOLUTION AND LOSE THE TENNIS BALLS CAMPAIGNS



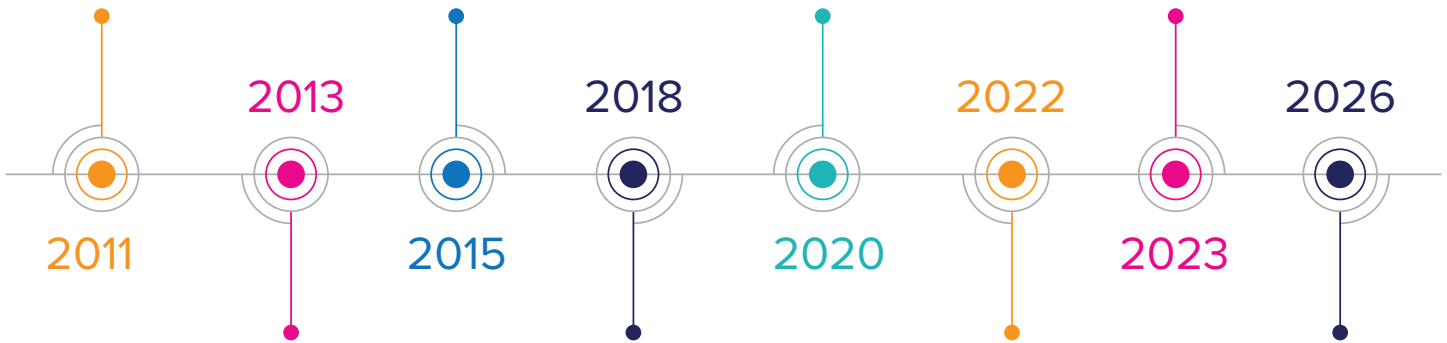
NOVALIVE! LAUNCHED TO TRAIN EVERYONE FROM ANYWHERE



SURVIVED THE COVID-19 PANDEMIC



NOVA IS ALL ABOUT EMPOWERING HUMAN ABILITY



NOVA'S RETAIL PACKAGING GOES GREEN



STORE RETAIL MAKEOVERS PASS 500 LOCATIONS



IT'S A LAUNCH! NEW WEBSITE GOES LIVE



1,785 NOVA MVPS ... AND GROWING!



Contents

amazing

EDUCATION, MARKETING & MERCHANDISING 6

style

CANES 16

independence

WALKERS 38

individuality

MOBILITY ACCESSORIES 57

togetherness

TRANSPORT CHAIRS & WHEELCHAIRS 66

TABLE OF CONTENTS



Some of our products are sold only **by the case**. When you see the case icon, please note the **case quantity**.

safety

BATHROOM SAFETY	77
-----------------------	----

comfort

CUSHIONS	93
----------------	----

sleep

PILLOWS & WEDGES	109
------------------------	-----


well-being

LIFE AIDS	115
-----------------	-----

CHOOSE

amazing


Our Education, Marketing and Merchandising programs are amazing because they **transform your store, your people and your customers**. NOVA has the **most powerful and empowering education platforms**. We are the **Website Destination for HME Products** and marketing/merchandising programs and tools that give your customers the Ultimate experience.



EDUCATION, MARKETING
& MERCHANDISING



Watch our 14-minute
All-NOVA
Merchandising Video!



NOVA has effective **planograms** and **displays** for every store size, space and strategy. Work with our in-store design team to create your Retail Refresh, Re-do or Renovation.

HME180

Education = Empowerment



Hundreds of Blogs and So Much More!

ALL · B2C BLOG POSTS · CAREGIVER RESOURCES · MOBILITY TIPS · NEWS · NOVA PRODUCTS

PHARMACY BUSINESS RESOURCES · PODCASTS · PRESS



Walker Skis: Mission - Ditch the Tennis Ball!

August 29, 2025 / 0 / No Comments

Upgrade your walker with NOVA Walker Skis – the smooth, safe, and stylish alternative to tennis balls. Designed for indoor use, machine washable, and compatible with our designer walkers, these accessories make every step glide with confidence.

[Read More »](#)



Keep it Rolling: Your Easy Guide to Rollator Maintenance

August 24, 2025 / 0 / No Comments

Your rollator keeps you moving with confidence—make sure it stays safe, smooth, and stylish. Follow these quick maintenance tips to keep it rolling strong for every step of your journey.

[Read More »](#)



Dehydration in Older Adults: 7 Tips to Stay Hydrated, Stay Healthy

July 22, 2025 / 0 / No Comments

Staying hydrated is important for everyone—but for older adults, it's essential. As we age, our bodies naturally hold less water, and the sense of thirst becomes less reliable. That means dehydration can sneak up quickly and lead to serious health issues—especially during hot summer months or long days on the go.

[Read More »](#)



Getting Back on Your Feet: 10 Must-Haves After Knee Surgery

June 26, 2025 / 0 / No Comments

Knee & ACL surgeries are on the rise—and more patients are going home the same day. This underscores why proactive preparation—such as setting up your home with the right recovery tools—is more important than ever.

[Read More »](#)



Summer Mobility: Staying Active & Safe in Warm Weather

June 17, 2025 / 0 / No Comments

Summer's here—let's make the most of it. Whether you're heading to the park, a concert, or just taking a stroll, we've got tips and products to help you stay comfortable, safe, and ready for all your favorite warm-weather activities.

[Read More »](#)



Travel Made Easy: A Guide to Packing Your Mobility Equipment

June 12, 2025 / 0 / No Comments

Whether you're heading out for a weekend getaway or a longer vacation, traveling with mobility equipment doesn't have to be stressful. With the right preparation—and the right gear—you can stay comfortable, independent, and ready for any adventure. Here's your guide to packing smart and making sure your mobility aids work for you wherever you go.

[Read More »](#)



VIDEO-BASED TRAINING PROGRAM

Give your customers a five-star experience



Be Part of the MVP Movement!

You are the MVP - the **Most Valuable Person** in your customers' lives. From the moment they walk into the store, you are empowered with Education, Expertise and Empathy to transform their lives.



- How to Give Your Customers a 5-Star Experience
- Rollators
- Transport Chairs
- Canes
- Bathroom Safety
- Turning Knee Scooters*

**Optional but highly recommended if you are selling or renting Knee Scooters*



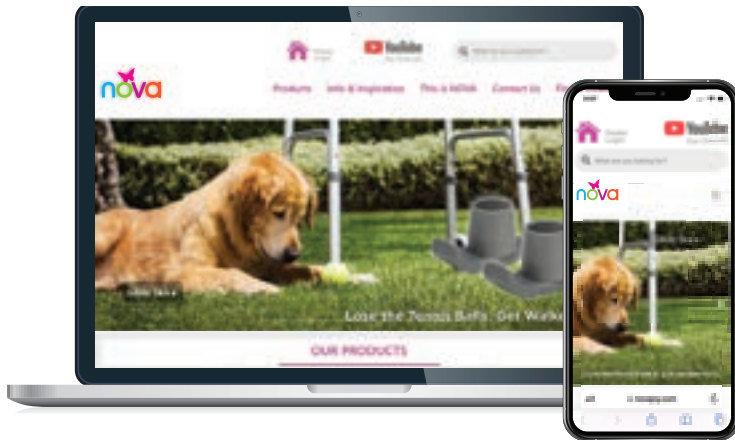
Scan here to visit

novamvp.novajoy.live

After successfully completing a short quiz at the end of the training program, you'll earn an **MVP certificate** and **exclusive NOVA merchandise** - more importantly, you'll be equipped to change and **improve your customers' lives** for the better!

The **nova** WEBSITE

... it's the Destination.



novajoy.com

Our beautiful website looks great on any device. Just scan the QR Code to visit!

Your Destination For

- ➔ Product Information
- ➔ Videos
- ➔ Parts Catalogs
- ➔ Dealer Locator

nova**live!**



NOVAlive is your exclusive online platform that will inspire, educate and empower you from the comfort of your desktop, laptop or any mobile device.

This will be your destination for **Retail Education, Product Training and more!** Visit each of our **six channels** to get the full NOVAlive experience!



Scan here to visit **novajoy.live**

<p>3.0 Product Sessions</p> <p>A more advanced look at our products - pass the quiz to become a NOVA MVP!</p>	<p>We have a podcast! Join us as we talk to the best HME retailers in the biz and learn their story, as well as helpful tips and strategies!</p>
<p>30 Min. Retail Sessions</p> <p>Your 30 minute dose of powerful retail education, each with 3 Tips to Transform your Retail.</p>	<p>NOVA Deep Dives</p> <p>Join us for a Deep Dive into specific retail strategies you can execute in your store!</p>
<p>Get the first look at NEW NOVA products!</p>	<p>Learn about NOVA's merchandising programs, ideas and strategies to make your store look amazing!</p>


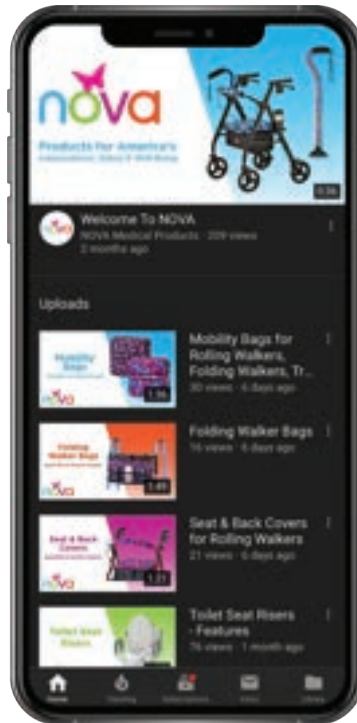


NOVA's **YouTube** channel is jam-packed with **great information, inspiration** and that **NOVAjoy**. We have **over 200 videos and counting** to educate, inform and inspire our customers.

Please do **Subscribe to our Channel** and feel free to give us a (thumbs up) or feedback. And, thank you for watching and sharing the joy!



Watch as Sue demonstrates our products' easy assembly, goes over features and style options, and so much more!



You can find us on the **NOVA Medical Products** page on YouTube! Be sure to click **subscribe!**



The **HME180** Podcast



Your **30 Minute** Dose of **Powerful** and **Fun** Retail!


What is it?

The HME180 Podcast is NOVA's all new **podcast**, presented by NOVA CEO and Founder Sue Chen. In each of the **30-minute episodes**, Sue interviews some of the best HME retailers in the business, to hear their stories and the lessons they've learned along the way. From this empowering and inspiring podcast, you'll learn how to:

- Improve your customer satisfaction
- Grow your sales & profits
- Increase your margins
- Strengthen your Retail

Where can I listen?

You can find **The HME180 Podcast** on **Apple Podcasts** and **Spotify**. Don't forget to subscribe so you'll never miss an episode!



ARE YOU IN THE NOVA KNOW?



View our Spotlight Archive

Scan or click on the QR code to view our Spotlight Archive, filled with ready-to-go content!



Stay in the loop!

Scan or click on the QR code to subscribe to our Spotlight Emails for the latest on all our programs and products.



Running a business can be overwhelming, but **small, strategic steps can make a big impact.** **25 in '25** is a program designed to help you strengthen your marketing, sales, and customer experience with simple, effective tasks.



View the 25 in '25 Archive

View all tasks and download all relevant resources and materials. Just scan or click on the QR Code.

Each task is focused on attracting more customers, improving the shopping experience, and enhancing your in-store and online presence. Here are some examples of tasks we've used to boost online foot traffic and in-store engagement.

Sample Tasks:

- How to update your **Google Business Profile** to drive more foot traffic
- Accessorize your rollators and transport chairs to **capitalize on add-on sales**
- Have educational materials (provided by NOVA) ready to **help customers make informed decisions** while shopping

... and many more!!

Content, Content, Content!

More Images, Videos and GIFS!

Scan or click here to visit our NOVA Marketing Toolbox



NOVA offers full marketing information, including **Web Banners, Social Media Content, Commercials, and Lifestyle Images.**


This is a LIVE folder, which means that the database is expanding to include more premade assets that are ready for use.



TV Commercials



Social Media Video Reels



Web Banners & Assets



Product Infographics



Lifestyle Image Database




Meta (Facebook & Instagram) Posts

Need specific edits or custom content?

Reach out to Melissa Grace Klose at melissak@novajoy.com.

Try Before You Buy

Cushion Program



Make the most out of tiny spaces in your store!



3 Easy Steps:

- ✓ 1 Set up 4 ft. or 8 ft. cushion planogram with display boxes
- ✓ 2 Place a sample cushion & chair wrap on chair
- ✓ 3 Invite customer to

TRY before you **BUY!**



"Try Before You Buy" Chair Wrap

Contact your NOVA Representative for full details on the **Try Before You Buy** cushion program

Knee Walker

Rental Program

Why Rent a Knee Walker?

- Generate **BIG** profits with the Knee Walker Rental Program
- A great alternative to crutches: allows user to maintain a more active lifestyle while recovering
- Large referral market for Knee Walkers - podiatrists, orthopedic surgeons & rehabilitation specialists
- Rentals lead to sales opportunities for additional products needed for recovery
- Numbers generated by TKW:
 - Approximate annual income from one Knee Walker: **\$1,500**
 - Average weekly rental rate: **\$25 - \$40**
 - Average period of rental: **4 - 6 weeks**
 - Number of rentals to recover the cost of unit: **2**



Set up a Knee Walker with a "Rent Me" Basket Wrap!


WHY REFRESH Your Stock?



- Provide the best quality and performance rental fleet and use it as a competitive edge
- Save time and resources with maintenance and repairs
- Sell the 2+ year old units as an option for customers that want to purchase



Dealer & Consumer Brochures (Bundle of 10)



Rolling Walkers Item # M008 QTY _____ (Bundles)

Transport Chairs & Wheelchairs Item # M009 QTY _____ (Bundles)

Bathroom Safety Item # M010 QTY _____ (Bundles)

The Knee Walker Item # M035-B QTY _____ (Bundles)

Fall Prevention Item # M075 QTY _____ (Bundles)

TKW Marketing Kit Free with Rental Program



To receive your Free Knee Walker Kit you must order:
TKW-12 (3 EA), TKW-BASKET (3 EA) & TKW-FC (3 EA)

Banners (36" x 10")

Bathroom Banner



Item # M049
QTY _____

Cushions Banner



Item # M047
QTY _____

Mobility Banner




Item # M048
QTY _____

Life Aids Banner




Item # M050
QTY _____

Bathroom Infographic Banner



Item # M052
QTY _____

Cushions Infographic Banner



Item # M051
QTY _____

Mobility Infographic Banner



Item # M059
QTY _____

Display Fixtures

NOVA will provide **FREE** display fixtures with purchase of full planograms and displays. Contact your NOVA rep to request.



Waterfall Rack For SugarCane Display

Item # WF-HOOK
QTY _____



Crutch Rack For Crutch Display

Item # 7015
QTY _____

Posters



Item # M060
24" x 36"
QTY _____

Wraps



"Try Before You Buy" Chair Wrap

Item # CC-WRAP
QTY _____



"Rent Me!" TKW Basket Wrap

Item # TKW-WRAP
QTY _____

NOVA Marketing Portal

The NOVA Marketing Portal is your source for product photos, web banners, social media ads and so much more! Scan the QR code below to visit!



Scan here!



CHOOSE *style*

Make canes a **style statement** for your store and your customers.



CANES

Designer Aluminum Offset Canes

FEATURES & SPECIFICATIONS

Lightweight aluminum
Adjustable from 28" - 39.25"
Soft foam handles
Carrying strap
Fade & chip resistant
7/8" diameter
Weighs 3/4 lb
Approx. user height: 4'11" - 6'4"
300 lb weight capacity
Tip size: 10018
Handle Plug: Item # P-1060P
Strap: Item # P1060S
Foam Grip: Item # P42044



1070BF
Blue & Pink
Flowers on
Black



1070BP
Green Plaid



1070CF
Camouflage



1070GP
Paisley on
Green



1070HT
Houndstooth



1070LP
Leopard
Print



1070MF
Maui
Flowers



1070MG
Mahogany Swirl



1070PB
Purple
Bliss



1070PC
Purple
Checkers



1070PG
Pink
Garden



1070PL
Blue
Waves



1070PR
Purple



ALL DESIGNER OFFSET CANES
CASE QTY: 2

Designer Aluminum Offset Canes



1070CH
Blue Porcelain



1070RS
Roses



1070US
Stars & Stripes



1070WN
Walnut Grain



1070BS
Butterfly
Symphony



1070PP
Pink Petal
Power



1070RB
Red Bliss



1070PK*
Proud Peacock



2091*
Celestial



2093*
Canterbury



2094
Butterflies



3004*
Casino Days

* Adjustable from 30" - 39"



ALL DESIGNER OFFSET CANES
CASE QTY: 2

SugarCane

Sweet Style.

We love the *SugarCane* because it stands with style and is frankly, the **Best Cane Ever**.

FEATURES & SPECIFICATIONS

Quad Tip Base allows cane to stand on its own

Lightweight aluminum

Adjustable from 28.5" - 39.5"

Approximate user height: 4'11" - 6'5"

Soft foam handles

Carrying strap

Fade & chip resistant

Weighs 1.25 lb

300 lb weight capacity



The *SugarCane* stands on its own!




S1070BK
Black



S1070LP
Leopard Print



S2093
Canterbury



S1070PL
Blue Waves



S1070MF
Maui Flowers




S1070PK
Proud Peacock




S1070BS
Butterfly Symphony



S1070PG
Pink Garden




S1070HT
Houndstooth



S1070CF
Camouflage




S1070WN
Walnut Grain



S1070MG
Mahogany Swirl



S1070CH
Blue Porcelain



S1070PR
Purple

Folding Cane

Retail
Packaged



With Pivot Tip

The Folding Cane with Pivot Tip features a pivot base with four rubber tips adjusts to terrain, improving traction and stability on uneven surfaces. Its non-slip, ergonomic handle provides a comfortable grip, and it folds down compactly for travel and storage.



FEATURES & SPECIFICATIONS

- Lightweight aluminum
- Adjustable from 32" - 38"
- Non-slip, ergonomic handle
- Includes storage bag & four extra tips for pivot base
- Fade & chip resistant
- 7/8" diameter
- Weights 1 lb
- Approx. user height: 5'0" - 6'2"
- 300 lb weight capacity

3081BK-R
Black



3081BL-R
Blue



3081PL-R
Purple



3081RD-R
Red



3081PK-R
Pink Floral



3081PF-R
Purple Floral



3081MF-R
Maui Flowers



Folding Cane NEW!

With Ergonomic Handle

The Folding Cane with Ergonomic Handle features a non-slip, ergonomic handle, which provides a comfortable grip for everyday use. It folds down compactly for travel and storage.



FEATURES & SPECIFICATIONS

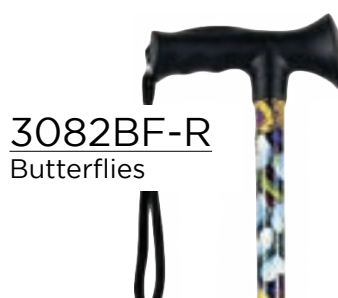
- Lightweight aluminum
- Adjustable from 29.5" - 36.5"
- Non-slip, ergonomic handle
- Fade & chip resistant
- 7/8" diameter
- Weighs 1 lb
- Approx. user height: 4'11" - 6'4"
- 300 lb weight capacity



3082BK-R
Black



3082BR-R
Bronze



3082BF-R
Butterflies



3082MF-R
Maui Flowers



3082PL-R
Blue Waves



3082MG-R
Mahogany Swirl

Offset Canes

Heavy Duty & Extra Tall

Aluminum offset canes featuring a heavy duty weight capacity, an extra tall height adjustment or both!

Series	Tip Size	Height Adjustment	Approx. User Height	Weight Capacity
1075	20023BK	30" - 39"	4'11" - 6'4"	500 lb
1077	20023BK	37" - 47"	6' - 6'11"	500 lb
1080	10022 (BK) / 7005GR (SI)	29.5" - 38.5"	4'11" - 6'4"	500 lb
1090	20023GR	32" - 44"	5'2" - 6'8"	275 lb

FEATURES & SPECIFICATIONS

- Lightweight aluminum
- Soft foam handles*
- Carrying strap**
- Fade & chip resistant
- 1" diameter

* 1090SI has plastic handle grip with reflector. ** 1090SI does not come with carrying strap.



1080BK
Black
Heavy Duty



CASE QTY: 2



1080SI
Silver
Heavy Duty



CASE QTY: 2



1075PL
Blue Waves
Heavy Duty



1075MF
Maui Flowers
Heavy Duty



1075PR
Purple
Heavy Duty



1075PG
Pink Garden
Heavy Duty



1077BK
Black (Tall)
Heavy Duty



1077PL
Blue Waves (Tall)
Heavy Duty



1090SI
Silver (Tall)



CASE QTY: 2

Aluminum Canes

Lightweight aluminum canes with curved, offset or derby handles.

SPECIFICATIONS

Series	Height Adjustment	Approx. User Height	Weight Capacity
1040	29" - 39"	4'11" - 6'4"	300 lb
1060	28" - 39.25"	4'11" - 6'4"	300 lb
2050	29.5" - 39.5"	4'11" - 6'4"	250 lb



1040BK
Black
Tip Size: 10018



CASE QTY: 2



1040SI
Silver
Tip Size: 10018



CASE QTY: 2



1060SI
Silver
Tip Size: 10018



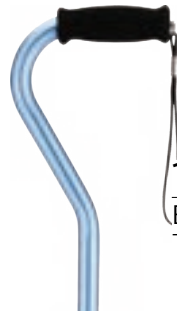
CASE QTY: 2



1060BK
Black
Tip Size: 10018



CASE QTY: 2



1060BL
Blue
Tip Size: 10018



CASE QTY: 2



1060GN
Green
Tip Size: 10018



CASE QTY: 2



1060BR
Bronze
Tip Size: 10018



CASE QTY: 2



2050BK
Black
Tip Size: 10020



CASE QTY: 2

Quad Canes

Lightweight design and low center of gravity combine for greater stability and balance. The offset handle rotates for use with either the left or right hand.

FEATURES & SPECIFICATIONS

Aluminum cane, steel base

Series	Base	Height Adjustment	Approx. User Height	Weight Capacity
5610	Large	29.75" - 38.75"	4'11" - 6'4"	250 lb
5620	Small	29.75" - 38.75"	4'11" - 6'4"	250 lb
5630	Small	29.5" - 38.5"	4'11" - 6'3"	250 lb
5710	Large	30.5" - 39.5"	4'11" - 6'4"	500 lb
5720	Small	27" - 36"	4'11" - 5'11"	500 lb
5621 / 5622	Small	28.5" - 37.5"	4'10" - 6'2"	250 lb



Large Base: 12.25" x 8"
Tip Size: 50015 (5610)
10018 (5710)
Std. Cane Weight: 2.5 lb
HD Cane Weight: 4 lb



Small Base: 8.5" x 6"
Tip Size: 50012
Std. Cane Weight: 2 lb
HD Cane Weight: 3.5 lb



5632BF

Butterflies
(Small Base)
Weight Cap: 250 lb



5633BW

Purple Waves
(Small Base)
Weight Cap: 250 lb



5635MF

Mauai Flowers
(Small Base)
Weight Cap: 250 lb



Black

5610BK

(Large Base)
Weight Cap: 250 lb

5710BK

(Large Base)
Weight Cap: 500 lb



5620BK

(Small Base)
Weight Cap: 250 lb

5720BK

(Small Base)
Weight Cap: 500 lb



5610BK & 5620BK
CASE QTY: 2



Silver

5610SI

(Large Base)
Weight Cap: 250 lb

5710SI

(Large Base)
Weight Cap: 500



5620SI

(Small Base)
Weight Cap: 250 lb

5720SI

(Small Base)
Weight Cap: 500 lb



5610SI & 5620SI
CASE QTY: 2



Bronze

5610BR

(Large Base)
Weight Cap: 250 lb

5620BR

(Small Base)
Weight Cap: 250 lb



5610BR & 5620BR
CASE QTY: 2

Offset Canes With Shoehorn Tip



Featuring a wide base with five-point design that adds stability and traction and allows cane to stand on its own. Built-in shoe horn helps user put on or take off shoes without bending down.

FEATURES & SPECIFICATIONS

- Lightweight aluminum
- Soft foam handle with carrying strap
- Fade & chip resistant
- 7/8" diameter
- Weighs 1 lb
- Adjustable from 31" - 40"
- Approx. user height: 4'11" - 6'5"
- 300 lb weight capacity
- Tip size: 10050BK



2-in-1 Function



SH1070BK
Black



SH1070PL
Blue Waves



SH1070MF
Maui Flowers



SH1070PG
Pink Garden

Designer Aluminum T-Grip Canes

FEATURES & SPECIFICATIONS

- Lightweight aluminum
- Adjustable from 28" - 39"
- Ergonomic plastic handles
- Fade & chip resistant
- 7/8" diameter
- Weighs 1 lb
- Approx. user height: 4'11" - 6'4"
- 300 lb weight capacity
- Tip size: 10018



2034
Walnut
Grain



2028
Leopard
Print




C2050BK-
Black

Designer Aluminum Folding Canes

FEATURES & SPECIFICATIONS

- Lightweight aluminum
- Wood Derby handles
- Fade & chip resistant
- 7/8" diameter
- Comes in a plastic bag
- Weighs 1 lb
- Adjustable from 29" - 33.25"
- Approx. user height: 4'11" - 5'10"
- 300 lb weight capacity
- Tip size: 10018



3023
Blue Waves



ALL T-GRIP CANES
CASE QTY: 2

CANES

Folding Offset Cane

FEATURES & SPECIFICATIONS

- Lightweight adjustable canes have soft foam handles
- Fold easily to take anywhere
- Approx. user height: 5'1" - 6'0"
- Weight capacity: 300 lb
- Weight: 1 lb
- Handle Height Adjustments: 31.5" - 35.5"
- Tip size: 10018



3060BK
Black

Rubber Handle Folding Canes

Retail
Packaged

The 3040 folding canes have a slip-resistant, soft rubber handle and are available in a variety of colors.

FEATURES & SPECIFICATIONS

- Lightweight aluminum
- Adjustable from 31" - 35"
- 7/8" diameter
- Weighs 1 lb
- Approx. user height: 5'1" - 6'0"
- Weight Capacity: 300 lb
- Tip size: 10018
- Colors: Black & Pink



3040PK
Pink



3040BK
Black

Palm Grip Cane

FEATURES & SPECIFICATIONS

The palm handle is much more comfortable than standard cane handles. The anatomical design and large surface area provide added support helping to reduce discomfort and hand fatigue. The palm style handle works especially well for people experiencing carpal tunnel syndrome or arthritis.

- Approx. user height: 4'11" - 6'4"
- Weight Capacity: 300 lb.
- Height Adjustment: 29.75" - 38.75"
- 7/8" diameter shaft
- Tip Size: 10018
- Packed 2 per box
- Comes with cane carousel compatible clamshell



2062CH-L
Blue Porcelain, Left

2062CH-R
Blue Porcelain, Right



CASE QTY: 2

Rubber Handle Offset Cane

FEATURES & SPECIFICATIONS

- Slip-resistant soft rubber handle with palm support
- Approx. user height: 4'11" - 6'4"
- Weight Capacity: 300 lb
- Height Adjustable: 30.25" - 39.25"
- Tip size: 10018



1061BK

Black
Comes with clamshell



CASE QTY: 2

Specialty Canes

The lightweight aluminum construction and sturdy, comfortable seat is ideal for shoppers, strollers, or golfers.

Folding Seat Cane

Green seat & handle
Approx. User Height: 5'4" - 6'2"
Weight Capacity: 175 lb
Seat Dimensions: 8"w x 8"d
Seat Height: 21.5"
Handle Height: 28.5"
Weight: 2 lb
Tip Size: 30010



Item # 3090

Adjustable Folding Seat Cane

Approx. User Height: 5'4" - 6'4"
Weight Capacity: 225 lb
Seat Dimensions: 10"w x 8.25"d
Seat Height: 18.5" - 22"
Handle Height Adj.: 30.75" - 34"
Weight: 2 lb
Tip Size: 30011



Item # 3091

Travel Seat Cane With Sling Seat

Approx. User Height: 5'4" - 6'2"
Weight Capacity: 250 lb
Seat Dimensions: 12.5"w x 6"d
Seat Height: 21.75"
Weight: 2.5 lb
Tip Size: HC-309201



Item # 3092

Blind Folding Cane

60" length
Tip Size: R-300901

Retail Packaged

Item # 3009



Cane Accessories

Retail
Packaged

All-Terrain Cane Quad Tips

- Allows your cane to stand upright on flat surfaces
- Improves stability and traction on uneven terrain
- Reduces impact on hand and wrist
- Fits canes with 3/4" diameter



Base Dimensions: 4.25" x 4.25"

10040BK
All-Terrain Cane
Quad Tip



Base Dimensions: 3" x 3"

10041BK
Compact All-Terrain Cane
Quad Tip



Pair Compact Quad
Tip with folding cane -
ideal for travel!

Shoehorn Cane Tip 10050BK

- Cane tip with shoehorn hook allows user to put on or take off shoes easily without bending down



Cane Strap CANE STRAP

- Fits all canes



Mobility Flashlight FL-2000

- Flashlight adds extra light for safety in dark places
- Rotates 360 degrees



Cane Tips & Grips



10018/10020



50012



50015

Item #	Description	Color	Fits
10018BK	Cane rubber tip for 3/4" shaft	Black	1040, 1060, 1061, 1070, 2025-2036, 3010-3036, 5631-5635, 5710, 7760P
10018BR	Cane rubber tip for 3/4" shaft	Brown	1040, 1060, 1061, 1070, 2025-2036, 3010-3036, 5631-5635, 5710, 7760P
10018GR	Cane rubber tip for 3/4" shaft	Grey	1040, 1060, 1061, 1070, 2025-2036, 3010-3036, 5631-5635, 5710, 7760P
10020BK	Cane rubber tip for 5/8" shaft	Black	1055, 2050
10020GR	Cane rubber tip for 5/8" shaft	Grey	1055, 2050
10022BK	Cane rubber tip for 7/8" shaft	Black	1080BK
10040BK	All-Terrain cane quad tip for 3/4" shaft	Black	1040, 1060, 1061, 1070, 2025-2036, 3010-3036, 5631-5635, 5710, 7760P
10041BK	All-Terrain cane quad tip for 3/4" shaft	Black	1040, 1060, 1061, 1070, 2025-2036, 3010-3036, 5631-5635, 5710, 7760P
10050BK	Shoehorn Cane Tip tip for 3/4" shaft	Black	1040, 1060, 1061, 1070, 2025-2036, 3010-3036, 5631-5635, 5710, 7760P
7005GR	Cane/crutch rubber tip for 7/8" shaft	Grey	1080SI
20023BK	Cane/crutch rubber tip for 7/8" shaft	Black	1075, 1077
20023GR	Cane/crutch rubber tip for 7/8" shaft	Grey	1090SI
30010	Tip for Seat Cane	Black	3090 Seat Cane
30011	Tip for Seat Cane	Black	3091 Seat Cane
50012BK	Quad cane rubber tip for 1/2" shaft	Black	5620, 5720
50012GR	Quad cane rubber tip for 1/2" shaft	Grey	5620, 5720
50015BK	Quad cane rubber tip for 5/8" shaft	Black	5610
50015GR	Quad cane rubber tip for 5/8" shaft	Grey	5610
TG100-BK	Tip and grip kit	Black	Most offset canes

The Cane Carousel

Complete Display & Cane Program

NOVA's Cane Carousel is simply the best cane display on the market. The unique and patented "spinner" rack display can be either free standing or in-line on a peg or slat wall, and it just got better and more beautiful. Better ... with an updated selection of best-selling canes and very efficient and effective two-tiered price and inventory tags. Beautiful ... with a redesigned sign that is both eye catching and super chic. The Cane Carousel also includes a consumer/warranty support program. The program is seamless, easy, and profitable. Give us just 16 inches and we will give you the most profitable item in home healthcare!

1001CC

Designer Cane Combo

Display + Preselected Canes

Dimensions:

16" w x 68" h x 16" d

Includes:

- 20 adjustable aluminum designer canes (10 different prints)
- Free-standing or wall-mounted option

T-Grip Canes



C2050BK-
Black



2028
Leopard



2034
Walnut Grain

Offset Canes



C1060BK-
Black



1070BS
Butterfly
Symphony



1070CH
Blue Porcelain



1070CF
Camouflage



1070MF
Maui Flowers



1070PG
Pink Garden



1070PL
Blue Waves



1039CC

Designer Cane/Accessory Combo

Display + Preselected Canes

Dimensions:

17" w x 68" h x 17" d

Includes:

- 20 adjustable designer aluminum canes (10 different prints)
- 3 Flashlights
- 2 Quad Tips
- 3 Mini Quad Tips
- 3 Cane Straps
- 3 Cane Tips
- 3 Tip & Grip Replacements



10018BK



10041BK



FL-2000



10040BK



Cane Strap



TG100-BK

T-Grip Canes



C2050BK-

Black



2028


Leopard



2034

Walnut Grain

Offset Canes



C1060BK-

Black



1070BS

Butterfly
Symphony



1070CH

Blue Porcelain



1070CF

Camouflage



1070MF

Maui Flowers



1070PG

Pink Garden



1070PL

Blue Waves



CANE DISPLAYS

1066CC

Designer Cane/Accessory Combo

Display + Preselected Canes

Dimensions:

17" w x 68" h x 17" d

Includes:

- 20 adjustable designer aluminum canes (10 different prints)
- 2 Walker Skis - Gray
- 2 Fabric Walker Skis Covers
- 2 Walker Skis - Gray with Fabric Covers
- 2 Quad Tips
- 2 Cane Tips
- 2 Tip & Grip Replacements



40027GRC



10018BK



40027GR



10040BK



427C



TG100-BK

T-Grip Canes



C2050BK-

Black



2028

Leopard



2034

Walnut Grain

Offset Canes



C1060BK-

Black



1070BS

Butterfly
Symphony



1070CH

Blue Porcelain



1070CF

Camouflage



1070MF

Maui Flowers



1070PG

Pink Garden



1070PL

Blue Waves



1044CC

Designer Cane Combo

Display + Preselected Canes

Dimensions:

16" w x 68" h x 16" d

Includes:

- 14 adjustable aluminum offset canes (7 different prints)
- 4 palm grip canes (2 of each)
- 2 curved handle canes
- Free-standing or wall-mounted option

Offset Canes



2091
Celestial



2093
Canterbury



2094
Butterflies



1070GP
Green Paisley



1070PK
Proud Peacock



1070RB
Red Bliss



1070US
Stars and Stripes

Palm Grip Canes




2061BK-L
Black (Left)



2061BK-R
Black (Right)

Curved Handle Cane



1040SI
Silver



CANE DISPLAYS

SugarCane Display

With 4 Canes



Front



Side

- Comes complete with 4 canes, waterfall hook and color swatches for easy reorder
- Waterfall hook attaches to peg board or slat wall
- Dimensions: 15"d x 39"h x 6"w

SC-4000



S1070BS
Butterfly
Symphony



S1070PL
Blue Waves



S1070MF
Maui Flowers



S1070PG
Pink Garden

SC-4001



S1070BK
Black



S1070PL
Blue Waves



S1070CF
Camouflage



S1070HT
Houndstooth

SC-4002



S1070BK
Black



S1070PL
Blue Waves



S1070LP
Leopard Print



S1070WN
Walnut Grain

Waterfall Hook

Item # WF-HOOK (for hook only)

Forearm Crutches

FEATURES & SPECIFICATIONS

Adjustable and lightweight
 Comfortable handle designs
 Heavy-duty tips
 Sold in pairs
 Tip Size - 20022
 Tip Size (7760P) - 10018



Item #	Description	User Height	Weight Cap.
7710P	Adult forearm crutch	4'11" - 6'0"	300 lb
7711P	Youth forearm crutch	4'5" - 5'5"	300 lb
7740P	Adult forearm crutch w/ anatomical handle	5'3" - 6'2"	250 lb
7741P	Youth forearm crutch w/ anatomical handle	4'5" - 5'5"	250 lb

Quick Adjust Crutches

Retail Packaged

FEATURES & SPECIFICATIONS

- Lightweight aluminum crutches with quick adjust handles for easy hand grip adjustments
- Available in four sizes by User Height: Pediatric, Youth, Adult, and Tall Adult
- Latex free
- Weight Capacity: 300 lb
- Packed 8 per box
- Pin for Crutch: Item #CH-730002



Item #	Description	User Height	Weight Cap.
7300	Tall	5'10" - 6'6"	300 lb
7300-2	Tall (2 per box)	5'10" - 6'6"	300 lb
7301	Adult	5'2" - 5'10"	300 lb
7301-2	Adult (2 per box)	5'2" - 5'10"	300 lb
7302	Youth	4'6" - 5'2"	300 lb
7302-2	Youth (2 per box)	4'6" - 5'2"	300 lb
7303	Pediatric	4'0" - 4'6"	300 lb
7303-2	Pediatric (2 per box)	4'0" - 4'6"	300 lb

CRUTCHES & CRUTCH ACCESSORIES

Push Button Adjustment Crutches

Retail Packaged

FEATURES

- Marked, push button for easy height adjustment
- Latex Free

Heavy Duty Crutches



FEATURES

- Made from heavy duty steel
- Large double push buttons allow for height adjustment in 1 inch increments







Push Button Adjustment Crutches

Heavy Duty Crutches

Item #	Description	User Height	Weight Cap.
7200	Push button adjustment, Tall	5'10" - 6'6"	300 lb
7200-2	Push button adjustment, Tall (2 per box)	5'10" - 6'6"	300 lb
7201	Push button adjustment, Adult	5'2" - 5'10"	300 lb
7201-2	Push button adjustment, Adult (2 per box)	5'2" - 5'10"	300 lb
7202	Push button adjustment, Youth	4'6" - 5'2"	300 lb
7202-2	Push button adjustment, Youth (2 per box)	4'6" - 5'2"	300 lb
7203	Push button adjustment, Pediatric	4'0" - 4'6"	300 lb
7203-2	Push button adjustment, Pediatric (2 per box)	4'0" - 4'6"	300 lb
7210	Heavy Duty, Adult	5'2" - 5'10"	500 lb
7211	Heavy Duty, Tall Adult	5'10" - 6'6"	500 lb

Tips, Grips & Underarm Pads

Item #	Description	Colors	Fits
2002GR	Crutch rubber tip for 7/8" shaft	Gray	7710P, 7711P, 7740P, 7741P
 7001GR	Rubber underarm pad	Gray	7200, 7201, 7202, 7203, 7300, 7301, 7302, 7303
 7002GR	Rubber hand grip	Gray	7200, 7201, 7202
 7005GR	Rubber tip	Gray	7200, 7201, 7202
 7016	Crutch Accessory Kit (Includes: 7001GR, 7002GR & 7005GR)	Gray	7200, 7201, 7202



Crutch Cover Sets

Crutch Cover Set

Retail
Packaged

Item # 7012-R (Fleece)

Item # 7013-R (Black Microfiber)

FEATURES

- Thick fleece or microfiber material provides premium user comfort
- Set includes one pair of under arm covers and one pair of hand grip covers
- Protects against soreness and nerve pressure
- Easy to put on and take off
- Washable



7012-R



7013-R

Fleece Covers

Retail
Packaged



Item # 7014BK-R (Black)

Item # 7014BL-R (Blue)

Item # 7014PK-R (Pink)

FEATURES

- Thick fleece material provides premium user comfort
- Set includes one pair of under arm covers and one pair of hand grip covers
- Protects against soreness and nerve pressure
- Easy to put on and take off
- Washable



7014BK-R



7014BL-R



7014PK-R

CHOOSE

independence

Our walkers are the **Ultimate Plus One** and lifestyle changer with the best **quality, style and selection.**



WALKERS

ROLLING WALKERS

The *Gemini* is a game changer. NOVA's first hybrid rollator walker is a class above the rest, with a sleek design that quickly converts into a transport chair with a flip of the backrest and tool-free, push-button attachment of the footrests. It stands upright when folded, making it easy to fold, roll, carry and store. Get ready to go more places - together - with the all-new NOVA *Gemini*.



- Item # 4500BK
- Item # 4500RD



Watch our 20 second video to see the quick & easy conversion!



2-in-1 Design

FEATURES

- 2-in-1 mobility aid can be easily converted from rollator into transport chair
- Stands when folded and easy to fold, roll, carry and store
- Removable footrests with heel loops
- Built-in footrest holders lock footrests into place with the push of a button
- 10" front wheels & 8" rear wheels
- Locking hand brakes
- Large padded sling seat
- Padded backrest
- Removable front pouch
- Easy tool-free assembly - assembles and disassembles in minutes




Stands on its own when folded!

OPTIONS

- Cup Holder (CH-2200)
- Designer Mobility Bags

Item #	Weight Cap.	Overall Weight	Approx. User Height	Handle Hgt. Adjustment	Width btw Handles	Seat Height	Overall Dimensions	Overall Folded Dimensions
4500	300 lb	21 lb	5'5" - 6'1"	31.5" - 38"	17.75"	21.75"	24.25" w x 31" d x 38" h	11" w x 30" d x 38" h

ROLLING WALKERS



We love our stand-up rollators, the **Phoenix Rise UP Rollator** and the **Dragon Fold & Go Rise UP Rollator**, because they give your body the vehicle to **Rise Up & Look Forward**. Their unique design makes walking happen ... with an upright, forward looking posture, optimum control, stability and much reduced body strain and fatigue. And the **Dragon's** special *Fold & Go* folding mechanism lets you fold it down super compactly, making it ideal for storage and travel.

Item # 4801BL



FEATURES

- Contoured, padded armrests
- Locking hand brakes
- Removable front wheels
- Quick-Adjust* button for handle height
- Large padded sling seat
- Padded backrest w/ cable holder
- Handles provide support to stand or when seated
- Removable front pouch
- Foldable
- Attached Cane Holder
- 10" front wheels & 8" rear wheels

Item # 4801PL



Item # 4801RD



OPTIONS

- Cup Holder (*CH-1101*)
- Designer Mobility Bags



Item # 4802BL



FEATURES

- Fold & Go* easy fold-down mechanism
- Removable front wheels
- Contoured, padded armrests
- Handle grip with adjustable tilt angle
- Locking hand brakes
- Quick-Adjust* button for handle height
- Large padded sling seat
- Padded, detachable backrest w/ cable holder
- Handles provide support to stand or when seated
- Removable front pouch
- Foldable
- Attached Cane Holder
- 10" front wheels & 8" rear wheels

Item # 4802RD



OPTIONS

- Designer Mobility Bags



Item #	Weight Cap.	Overall Weight	Approx. User Height	Handle Height Adj.	Width btw Handles	Seat Height	Overall Dimensions	Overall Folded Dimensions
4801	300 lb	20.5 lb	5'2" - 6'0"	48" - 53"	19"	21.5"	25"w x 33"d x 53.25"h	12"w x 33"d x 49.25" - 53.25"h
4802	300 lb	25 lb	5'2" - 6'0"	46.5" - 51.5"	19"	21.5"	25"w x 33"d x 51.5"h	49" - 54"w x 12"d x 24.5"h

ROLLING WALKERS

EXPRESS

Item # 4328BL



Item # 4328PL



Item # 4328RD



FEATURES

- Locking hand brakes
- Removable front wheels
- Quick-Adjust* button for handle height
- Large padded sling seat
- Padded backrest
- Removable front pouch
- Foldable
- Attached Cane Holder
- 10" front wheels & 8" rear wheels
- Stands alone when folded**

OPTIONS

- Cup Holder (CH-1101)
- Designer Mobility Bags
- Seat Cover

The **EXPRESS** takes you on an adventure ride with All Terrain 10" and 8" wheels, strong, super stable and sporty design - and the Stand & Fold feature that makes the **EXPRESS** easy to fold, roll, carry and store.



Monarch

Open & Fly Rollator

Item # 4329BL



Item # 4329RD



FEATURES

- Fold & Go* easy fold-down mechanism
- Removable front wheels
- Locking hand brakes
- Quick-Adjust* button for handle height
- Large padded sling seat
- Padded, detachable backrest
- Removable front pouch
- Foldable
- Attached Cane Holder
- 8" wheels

OPTIONS

- Cup Holder (CH-1102)
- Designer Mobility Bags
- Seat Cover
- Travel Bag

The **Monarch Open & Fly Rollator** lets you take flight with a strong, super stable and sporty design - and the *Fold & Go* easy fold-down mechanism and removable front wheels make the **Monarch** easy to fold, carry and store.



Item #	Weight Cap.	Overall Weight	Approx. User Height	Handle Height Adj.	Width btw Handles	Seat Height	Overall Dimensions	Overall Folded Dimensions
4328	300 lb	15.5 lb	5'4" - 6'2"	33.25" - 38.25"	19"	21.25"	25.25"w x 27"d x 38.25"h	28.25"w x 11"d x 38.25"h
4329	300 lb	17.75 lb	5'4" - 6'1"	32" - 36"	18.5"	21"	24.25"w x 28.5"d x 36"h	28.5"w x 12"d x 16.5"h

ROLLING WALKERS

STAR 8

Item # 4288BK



FEATURES

Locking Hand Brakes

Item # 4288BL



Quick-Fit Push-button Adjustable

Large Padded Seat

Item # 4288DB



Under Seat Pouch

Built-in Foot Pedals

Item # 4288PL



Oval-shaped Tubing

Extended Folding Handle

Item # 4288RD



Lock & Lift

8" Wheels

Item # 4288PK



OPTIONS

Cup Holder (CH-1101/CH-3200R)

Cane Holder (CH-4200R)

Basket (V4288B)

Designer Mobility Bags

Seat Cover

Travel Bag

Adjust your rollator to the perfect height with the **STAR 8**. Choose your seat height to be 20", 21" or 22" which can accommodate users between 5'6" and 6'2".



STAR 8 Petite

Item # 4278BL



FEATURES

Locking Hand Brakes

Item # 4278PL



Quick-Fit Push-button Adjustable

Large Padded Seat

Item # 4278RD



Under Seat Pouch

Built-in Foot Pedals

Oval-shaped Tubing

Extended Folding Handle

Lock & Lift

8" Wheels

OPTIONS

Cup Holder (CH-1101/CH-3200R)

Cane Holder (CH-4200R)

Basket (V4288B)

Designer Mobility Bags

Seat Cover


Travel Bag

Adjust your rollator to the perfect height with the **STAR 8 Petite**. Choose your seat height to be 18", 19", or 20" which can accommodate users between 4'11" and 5'5".



Item #	Weight Cap.	Overall Weight	Approx. User Height	Handle Hgt. Adjustment	Width btw Handles	Seat Height	Overall Dimensions	Overall Folded Dimensions
4288	300 lb	18 lb	5'6" - 6'2"	31.75" - 38"	18.5"	20", 21" & 22"	24.5"w x 28"d x 38"h	24.5"w x 12"d x 44"h
4278	300 lb	17 lb	4'11" - 5'5"	29.5" - 33.25"	18.5"	18", 19" & 20"	24"w x 26"d x 33.25"h	24.5"w x 12.25"d x 38.5"h

STAR HD

Item # 4289BL 

Item # 4289PL 

Item # 4289RD 

FEATURES

- Locking Hand Brakes
- Quick-Fit* Push-button Adjustable
- Large Padded Seat
- Under Seat Pouch
- Built-in Foot Pedals
- Oval-shaped Tubing
- Extended Folding Handle
- Lock & Lift
- 8" Wheels

OPTIONS

- Cup Holder (CH-1101/CH-3200R)
- Cane Holder (CH-4200R)
- Designer Mobility Bags
- Seat Cover
- Travel Bag

Adjust your rollator to the perfect height with the **STAR HD**. This rollator adjusts to 20", 21" or 22" seat height, which can accommodate users between 5'3" and 6'2", and has a 450 lb weight capacity.



STAR HD Petite

Item # 4279PL 

FEATURES

- Locking Hand Brakes
- Quick-Fit* Push-button Adjustable
- Large Padded Seat
- Under Seat Pouch
- Built-in Foot Pedals
- Oval-shaped Tubing
- Extended Folding Handle
- Lock & Lift
- 8" Wheels

OPTIONS

- Cup Holder (CH-1101/CH-3200R)
- Cane Holder (CH-4200R)
- Designer Mobility Bags
- Seat Cover
- Travel Bag

Adjust your rollator to the perfect height with the **STAR HD Petite**. This rollator adjusts to 18", 19" or 20" seat height, which can accommodate users between 5'1" and 6'2", and has a 450 lb weight capacity.









Item #	Weight Cap.	Overall Weight	Approx. User Height	Handle Hgt. Adjustment	Width btw Handles	Seat Height	Overall Dimensions	Overall Folded Dimensions
4289	450 lb	20 lb	5'3" - 6'2"	31.5" - 38"	22"	20", 21" & 22"	27.5"w x 28"d x 38"h	28"w x 13"d x 26.5" - 43.75"h
4279	450 lb	20 lb	4'11" - 5'5"	29.5" - 33.25"	22"	18", 19" & 20"	27.5"w x 26.75"d x 33.5"h	27.75"w x 13"d x 34.25" - 38.5"h

ROLLING WALKERS

STAR 8 NEW!





Adjust your rollator to the perfect height with the **STAR 8**. Choose your seat height to be 19.5", 20.5" or 21.5" which can accommodate users between 5'3" and 6'2".

- Item # 4258BK  **FEATURES**
Locking Hand Brakes
- Item # 4258BL  *Quick-Fit* Push-button Adjustable
Extra-Wide Padded Backrest
- Item # 4258DB  Large Padded Seat
Under Seat Pouch
- Item # 4258PL  Built-in Foot Pedals
Oval-shaped Tubing
- Item # 4258RD  Extended Folding Handle
8" Wheels
- Item # 4258PK  **OPTIONS**
Cup Holder (CH-1101/CH-3200R)
Cane Holder (CH-4200R)
Basket (V4288B)
Designer Mobility Bags
Seat Cover
Travel Bag



STAR 8 Petite NEW!

Adjust your rollator to the perfect height with the **STAR 8 Petite**. Choose your seat height to be 18", 19", or 20" which can accommodate users between 4'10" and 5'4".

- Item # 4248BL  **FEATURES**
Locking Hand Brakes
- Item # 4248PL  *Quick-Fit* Push-button Adjustable
Extra-Wide Padded Backrest
- Item # 4248RD  Large Padded Seat
Under Seat Pouch
- Item # 4248PK  Built-in Foot Pedals
Oval-shaped Tubing
Extended Folding Handle
8" Wheels
- OPTIONS**
Cup Holder (CH-1101/CH-3200R)
Cane Holder (CH-4200R)
Basket (V4288B)
Designer Mobility Bags
Seat Cover
Travel Bag



Item #	Weight Cap.	Overall Weight	Approx. User Height	Handle Hgt. Adjustment	Width btw Handles	Seat Height	Overall Dimensions	Overall Folded Dimensions
4258	300 lb	17 lb	5'3" - 6'2"	31.75" - 38.25"	18.75"	19.5", 20.5" & 21.5"	25"w x 29.25"d x 38.25"h	25"w x 13"d x 44.5"h
4248	300 lb	18 lb	4'10" - 5'4"	29" - 33.25"	18.75"	18", 19" & 20"	25"w x 26.5"d x 33.25"h	24.5"w x 10"d x 37.5"h

ROLLING WALKERS

STAR HD



Item # 4259BL



FEATURES

- Locking Hand Brakes
- Quick-Fit* Push-button Adjustable
- Extra-Wide Padded Backrest
- Large Padded Seat
- Under Seat Pouch
- Built-in Foot Pedals
- Oval-shaped Tubing
- Extended Folding Handle
- 8" Wheels

OPTIONS

- Cup Holder (*CH-1101/CH-3200R*)
- Cane Holder (*CH-4200R*)
- Designer Mobility Bags
- Seat Cover
- Travel Bag

Item # 4259PL



Item # 4259RD



Adjust your rollator to the perfect height with the **STAR HD**. This rollator adjusts to 21", 22" or 23" seat height, which can accommodate users between 5'3" and 6'2", and has a 400 lb weight capacity.



STAR 6

Item # 4256BK



FEATURES

- Locking Hand Brakes
- Quick-Fit* Push-button Adjustable
- Extra-Wide Padded Backrest
- Large Padded Seat
- Under Seat Pouch
- Built-in Foot Pedals
- Oval-shaped Tubing
- Extended Folding Handle
- 6" Wheels

OPTIONS

- Cup Holder (*CH-1101*)
- Cane Holder (*CH-4100R*)
- Designer Mobility Bags
- Seat Cover
- Travel Bag

Item # 4256BL



Item # 4256PL



Item # 4256RD



Item # 4256PK



Another great addition to the STAR family, the **STAR 6** is lighter with 6" wheels, and features a wide padded backrest for added comfort.



Item #	Weight Cap.	Overall Weight	Approx. User Height	Handle Hgt. Adjustment	Width btw Handles	Seat Height	Overall Dimensions	Overall Folded Dimensions
4259	400 lb	24.5 lb	5'3" - 6'2"	32.5" - 39.25"	22"	21", 22" & 23"	28.75"w x 30.75"d x 39.25"h	29"w x 13.25"d x 45"h
4256	300 lb	15.75 lb	5'1" - 6'2"	31" - 38.25"	18.75"	18.5", 19.5", 20.5" & 21.5"	24.75"w x 28.5"d x 38.25"h	24.75"w x 12.5"d x 44.25"

ROLLING WALKERS

STAR 8 DX

Item # 4262BL



FEATURES

- Locking Hand Brakes
- Quick-Fit* Push-button Adjustable Seat w/ built-in seat pad
- Under Seat Pouch
- Built-in Foot Pedals
- Oval-shaped Tubing
- Extended Folding Handle
- Lock & Lift
- 8" Wheels

OPTIONS

- Walker Tray (4000T)
- Cup Holder (CH-1101/CH-3200R)
- Cane Holder (CH-4200R)
- Designer Mobility Bags
- Seat Cover
- Travel Bag

Item # 4262RD



Adjust your rollator to the perfect height with the **STAR 8 DX**. Choose your seat height to be 20", 21", 22" or 23" which can accommodate users between 5'4" and 6'4".



STAR 8 DX HD

Item # 4263BL



FEATURES

- Locking Hand Brakes
- Quick-Fit* Push-button Adjustable Seat w/ built-in seat pad
- Under Seat Pouch
- Built-in Foot Pedals
- Oval-shaped Tubing
- Extended Folding Handle
- Lock & Lift
- 8" Wheels

OPTIONS

- Walker Tray (4000T)
- Cup Holder (CH-1101/CH-3200R)
- Cane Holder (CH-4200R)
- Designer Mobility Bags
- Seat Cover
- Travel Bag

Item # 4263RD



Adjust your rollator to the perfect height with the **STAR 8 DX HD**. This rollator adjusts to 20", 21", 22" or 23" seat height, which can accommodate users between 5'4" and 6'4", and has a **450 lb weight capacity**.



Item #	Weight Cap.	Overall Weight	Approx. User Height	Handle Hgt. Adjustment	Width btw Handles	Seat Height	Overall Dimensions	Overall Folded Dimensions
4262	350 lb	19 lb	5'4" - 6'4"	33" - 40.25"	18.75"	20", 21", 22" & 23"	24"w x 29.25"d x 40.25"h	24"w x 12.5"d x 46.25"h
4263	450 lb	19 lb	5'4" - 6'4"	33" - 40.25"	20.75"	20", 21", 22" & 23"	26.25"w x 29"d x 40.25"h	26.25"w x 12.5"d x 46.25"h

STAR 8 DX WIDE

Item # 4264BL



FEATURES

- Locking Hand Brakes
- Quick-Fit Push-button Adjustable
- Seat w/ built-in seat pad
- Under Seat Pouch
- Built-in Foot Pedals
- Oval-shaped Tubing
- Extended Folding Handle
- Lock & Lift
- 8" Wheels

OPTIONS

- Walker Tray (4000T)
- Cup Holder (CH-1101/CH-3200R)
- Cane Holder (CH-4200R)
- Designer Mobility Bags
- Seat Cover
- Travel Bag

Get the perfect fit with the **STAR 8 DX WIDE**. This rollator can accommodate users between 5'4" and 6'2", and features an **extra wide frame** and a **450 lb weight capacity**.



GetGO Standard

Item # 4202CBK



FEATURES

- Locking Hand Brakes
- Large Padded Seat
- Under Seat Pouch
- Flip-up Back
- Foldable
- 6" Wheels

Item # 4202CBL



FEATURES

OPTIONS

- Lock N Load
- Travel Bag
- Seat Cover
- Cup Holder (CH-1000/CH-3000R)
- Flashlight Attachment
- Designer Mobility Bags
- Cane Holder (CH-4000R)

Item # 4202CPL



Item # 4202CRD



Item # 4202CPK



The GetGO Standard is a true classic with **great features** at a **nice value**. Equipped with 6" wheels, large padded seat and under seat pouch.



Item #	Weight Cap.	Overall Weight	Approx. User Height	Handle Hgt. Adjustment	Width btw Handles	Seat Height	Overall Dimensions	Overall Folded Dimensions
4264	450 lb	21 lb	5'4" - 6'2"	32.5" - 38.5"	22.5"	20", 21" & 22"	28.5"w x 27.5"d x 38.5"h	28.5"w x 13.5"d x 44"h
4202C	300 lb	14.1 lb	5'4" - 6'1"	32.25" - 36.5"	17.75"	22.25"	24.25"w x 23"d	24.5"w x 11.5"d x 37.5" - 42.25"h

ROLLING WALKERS

GetGO Petite Narrow

The GetGO Petite Narrow is ideal for petite users and easily navigates through narrow doorways.

Item # 4208CBL 

FEATURES

Locking Hand Brakes

Item # 4208CPL 

Padded Seat

Under Seat Pouch

Item # 4208CRD 

Flip-up Back

Foldable

Item # 4208CPK 

6" Wheels

Lock N Load

OPTIONS

Travel Bag

Seat Cover

Cup Holder (CH-1000/ CH-3000R)

Flashlight Attachment


Designer Mobility Bags

Cane Holder (CH-4000R)




GetGO Petite

The GetGO Petite has the same great features as the GetGO Standard with a **lower 18.5" seat height.**

Item # 4209CBL 

FEATURES

Locking Hand Brakes

Item # 4209CRD 

Padded Seat

Under Seat Pouch

Flip-up Back

Foldable

6" Wheels

Lock N Load

OPTIONS

Travel Bag

Seat Cover

Cup Holder (CH-1000/ CH-3000R)

Flashlight Attachment

Designer Mobility Bags






Cane Holder (CH-4000R)



Item #	Weight Capacity	Overall Weight	Approx. User Height	Handle Hgt. Adjustment	Width btw Handles	Seat Height	Overall Dimensions	Overall Folded Dimensions
4208C	300 lb	13 lb	4'10" - 5'4"	29" - 33.25"	15.75"	18.5"	22"w x 23.75"d	22"w x 11.25"d x 35" - 40"h
4209C	300 lb	13.75 lb	4'10" - 5'4"	28.5" - 32.75"	17.75"	18.5"	24.25"w x 23.5"d	24.25"w x 11.5"d x 34.5" - 39.5"h

ROLLING WALKERS





Buzz

- Item # 4316BK  **FEATURES**
Locking Hand Brakes
- Item # 4316BL  Height Adjustable
Padded Seat
- Item # 4316DB  Under Seat Pouch
Flip-up Back
- Item # 4316PL  Foldable
6" Wheels
- Item # 4316RD  **OPTIONS**
Travel Bag
Seat Cover
Cup Holder (CH-2200)
Flashlight Attachment
Designer Mobility Bags
Cane Holder (CH-4000R)

The Buzz is what all the buzz is about! Complete with all the standard NOVA features you've come to know and love, this lightweight, height adjustable option is the perfect rollator for everyday use.



Breeze

- Item # 4317BK  **FEATURES**
Locking Hand Brakes
- Item # 4317BL  Padded Seat
Under Seat Pouch
- Item # 4317PL  Flip-up Back
Foldable
6" Wheels
- Item # 4317RD  **OPTIONS**
Travel Bag
Seat Cover
Cup Holder (CH-2200)
Flashlight Attachment
Designer Mobility Bags
Cane Holder (CH-4000R)

The Breeze makes life truly a breeze! Complete with all the standard NOVA features you've come to know and love, and at a great value with a sturdy, yet lightweight steel frame.



Item #	Weight Cap.	Overall Weight	Approx. User Height	Handle Hgt. Adjustment	Width btw Handles	Seat Height	Overall Dimensions	Overall Folded Dimensions
4316	275 lb	14 lb	4'9" - 6'0"	28.5" - 36.5"	17.75"	16.75" - 20.25"	28"w x 24"d x 36.5"h	23.5"w x 12.5"d x 42.5"h
4317	275 lb	17 lb	5'3" - 6'0"	30.75" - 35.75"	18"	19.75"	22.5"w x 25"d x 35.75"h	22.5"w x 12"d x 42.75"h

ROLLING WALKERS

Zoom 18

Item # 4218BL 

Item # 4218DB 

Item # 4218RD 

FEATURES

- 18" Seat Height
- Locking Hand Brakes
- Large Padded Seat
- Under Seat Pouch
- Flip-up Back
- Foldable
- 8" Wheels
- Lock N Load

OPTIONS

- Travel Bag
- Seat Cover
- Cup Holder (CH-1000/ CH-3000R)
- Flashlight Attachment
- Designer Mobility Bags
- Cane Holder (CH-4000R)

Get the perfect fit and features with **The Zoom**. Choose your perfect seat height from **18"**, **20"**, **22"**, and **24"** for your height, from petite to tall. The Zoom has the best features with 8" wheels, large padded seat, and under seat pouch.



Zoom 20

Item # 4220BK 

Item # 4220GN 

Item # 4220BL 

Item # 4220DB 

Item # 4220PL 

Item # 4220RD 

FEATURES

- 20" Seat Height
- Locking Hand Brakes
- Large Padded Seat
- Under Seat Pouch
- Flip-up Back
- Foldable
- 8" Wheels
- Lock N Load

OPTIONS

- Travel Bag
- Seat Cover
- Cup Holder (CH-1000/ CH-3000R)
- Flashlight Attachment
- Designer Mobility Bags
- Cane Holder (CH-4000R)




Item #	Weight Capacity	Overall Weight	Approx. User Height	Handle Hgt. Adjustment	Width btw Handles	Seat Height	Overall Dimensions	Overall Folded Dimensions
4218	300 lb	15.6 lb	4'10" - 5'4"	27.75" - 31.25"	18"	18"	24.5"w x 25.25"	24.5"w x 12"d x 33.5" - 37.8"h
4220	300 lb	16 lb	5'2" - 5'8"	30.25" - 33.5"	18"	20"	24.5"w x 26"d	24.5"w x 12.25"d x 35" - 40.25"h


Zoom 22

Item # 4222BK 

Item # 4222GN 

Item # 4222BL 

Item # 4222DB 

Item # 4222PL 

Item # 4222RD 

FEATURES


- 22" Seat Height
- Locking Hand Brakes
- Large Padded Seat
- Under Seat Pouch
- Flip-up Back
- Foldable
- 8" Wheels
- Lock N Load


OPTIONS

- Travel Bag
- Seat Cover
- Cup Holder (CH-1000/ CH-3000R)
- Flashlight Attachment
- Designer Mobility Bags
- Cane Holder (CH-4000R)



Zoom 24

Item # 4224BL 

Item # 4224RD 

FEATURES

- 24" Seat Height
- Locking Hand Brakes
- Large Padded Seat
- Under Seat Pouch
- Flip-up Back
- Foldable
- 8" Wheels
- Lock N Load

OPTIONS

- Travel Bag
- Seat Cover
- Cup Holder (CH-1000/ CH-3000R)
- Flashlight Attachment
- Designer Mobility Bags
- Cane Holder (CH-4000R)








Item #	Weight Capacity	Overall Weight	Approx. User Height	Handle Hgt. Adjustment	Width btw Handles	Seat Height	Overall Dimensions	Overall Folded Dimensions
4222	300 lb	16.25 lb	5'5" - 6'1"	31.75" - 36"	18"	22"	24.5"w x 26.25"d	24.5"w x 12.5"d x 37" - 42"h
4224	300 lb	16.25 lb	5'5" - 6'2"	33.5" - 38"	18"	24"	24.5"w x 27.25"d	24.5"w x 12.75"d x 39.25" - 44"h

ROLLING WALKERS

Traveler

The Traveler will take you many places with its unique, **three wheel** maneuverable design.






- Item # 4900BK  **FEATURES**
Locking Hand Brakes
- Item # 4900BL  Tray (Dimensions: 9.5" w x 8" d)
Basket
- Item # 4900DB  Cup Holder (CH-2200)
Pouch
- Item # 4900PL  Foldable
8" Wheels
- Item # 4900RD  **OPTIONS**
Travel Bag
Cup Holder (CH-1000/ CH-3000R)
Flashlight Attachment
Designer Mobility Bags



Active



The Active three-wheel rollator is the perfect companion for an active life on the go! Its lightweight, compact frame and three-wheel design make it super maneuverable and perfect for travel.

- Item # 4903BK  **FEATURES**
Locking Hand Brakes
- Item # 4903BL  Pouch
Foldable
- Item # 4903DB  8" Wheels
- Item # 4903PL  **OPTIONS**
Travel Bag
Cup Holder (CH-2200)
- Item # 4903RD  Flashlight Attachment
Designer Mobility Bags




Item #	Weight Cap.	Overall Weight	Approx. User Height	Handle Hgt. Adjustment	Width btw Handles	Overall Dimensions	Overall Folded Dimensions
4900	250 lb	13.5 lb	5'4" - 6'2"	33.25" - 37"	12"	23.5" w x 24.5" d x 37" h	26.5" w x 9.25" d x 33" - 37.25" h
4903	275 lb	14 lb	5'4" - 6'2"	31.25" - 38.25"	14"	25" w x 21" d x 38.25" h	10.75" w x 24.5" d x 38.25" h

Journey

Retail Packaged

Item # 4205BK 

Item # 4205BL
4205BL-R 

Item # 4205PL 


Item # 4205RD 

FEATURES

- Steel Frame
- Locking Hand Brakes
- Large Padded Seat
- Under Seat Pouch
- Flip-up Back
- Height Adjustable
- Foldable
- 6" Wheels

OPTIONS

- Travel Bag
- Seat Cover
- Cup Holder (CH-1000/ CH-3000R)
- Flashlight Attachment
- Designer Mobility Bags
- Cane Holder (CH-4000R)



- 4205BL-R (Retail Packaged)
- 4205BK, 4205BL, 4205PL & 4205RD (Brown Box)

Life's a trip! Let the Journey take you on the ride of your life. This walker truly celebrates personal mobility with dual height adjustments for a custom fit and color choices that are super cool and sizzling hot.

Adjustable handle height
Low: 29.75" - 35"
High: 32.5" - 37.75"



Mighty Mack



Item # 4216BL 

FEATURES

- Locking Hand Brakes
- Extra Wide Seat w/ built-in seat pad
- Front Wire Basket
- Removable Back
- Foldable
- 8" Wheels

OPTIONS

- Tray (4000T)
- Basket Cover Bag
- Cup Holder (CH-1000/ CH-3000R)
- Flashlight Attachment
- Designer Mobility Bags
- Cane Holder (CH-4000R)

The **strongest of them all** is the Mighty Mack with a 500 pound weight capacity and a standard seat height for **average to tall** users. Now with more durable, longer lasting wheels.



Item #	Weight Cap.	Overall Weight	Approx. User Height	Handle Hgt. Adjustment	Width btw Handles	Seat Height	Overall Dimensions	Overall Folded Dimensions
4205	300 lb	18.5 lb	4'9" - 6'0"	29.75" - 37.75"	18"	18.75" & 21.5"	24"w x 27.75"d	24"w x 12.25"d x 44.75"h
4216	500 lb	24.2 lb	5'5" - 6'0"	30.25" - 36.25"	24"	22"	28"w x 26.25"d x 36.25"h	28.75"w x 27.5"d x 36.75"h

ROLLING WALKERS

Cruiser II



Item # 4201BL



The Cruiser II is ideal for beginning gait training with 5" front wheels and rear rubber tips to prevent the walker from rolling away. The rolling walker frame and seat provide the stability, safety, and confidence to establish a natural walking pattern.

FEATURES

- Padded Seat
- Under Seat Pouch
- Flip-up Back
- Foldable
- 5" Wheels
- Lock N Load

OPTIONS

- Travel Bag
- Seat Cover
- Cup Holder
- Tray
- Flashlight Attachment
- Designer Mobility Bags
- Glide Skis (40026GR)
- Cane Holder

Cruiser De-Light



Basket not included

Item # 4010BL



The Cruiser De-Light is a real pleasure! It is the only 4-wheeled rolling walker that folds and has adjustable legs like a standard folding walker with the added benefits of locking hand brakes and a seat.

FEATURES

- Locking Hand Brakes
- Seat w/ built-in Seat Pad
- Foldable
- 5" Wheels



CASE QTY: 2

OPTIONS

- Basket (4010B)
- Tray
- Travel Bag
- Cup Holder
- Flashlight Attachment
- Designer Mobility Bags
- Cane Holder

Item #	Weight Cap.	Overall Weight	Approx. User Height	Handle Hgt. Adjustment	Width btw Handles	Seat Height	Overall Dimensions	Overall Folded Dimensions
4201	250 lb	10.85 lb	5'3" - 6'0"	31" - 35.25"	17.5"	20.75"	21.5"w x 21"d	21.5"w x 10.25"d x 41.25"h
4010	250 lb	16.25 lb	5'4" - 6'2"	34.25" - 38.25"	18.75"	19.5" - 23.5"	28"w x 23.75"d	28"w x 9"d x 39"h

Folding Walkers

Folding Walkers are NOT all the same. Although, they are common and standard in features (most are grey ... not our favorite); there are a lot of great accessories to make these folding walkers look and function 1000% better ... and they even come in colors!



4080BW5



4080RW5

4080BW5/4080RW5 - Designer Folding Walker - Dual Button Release 4081BW5 - Travel Folding Walker with Bag and Walker Skis

Dual button release provides greater security. Folds to 4" width for easy transport and storage. Easy-release folding mechanism and durable skid resistant rubber tips.

Item #	Description	Color	Height Adjust.	Dia.	Weight Cap.	Approx. User Ht.
4080BW5	Adult folding walker w/ 5" wheels	Blue	32.5" - 38.5"	1"	300 lb	5'4" - 6'2"
4080RW5	Adult folding walker w/ 5" wheels	Pink	32.5" - 38.5"	1"	300 lb	5'4" - 6'2"
4081BW5	Adult folding walker w/ 5" wheels, walker skis (black) & mobility bag	Blue	32" - 38"	1"	300 lb	5'3" - 6'2"

Tip Size - 40024 Width Between Handles - 18" Overall Width - 25" - 25.5" Weight - 6.5 - 7 lb



4081BW5



Dimensions: 21.5"w x 16.5"h x 4"d

- Frame detaches from the legs for compact storage



Dimensions: 18"w x 7"h x 4"d

- Travel bag holds walker legs and keeps dirty wheels and tips away from garments



ALL FOLDING WALKERS
CASE QTY: 2

FOLDING WALKERS



4060



4070DW5

4060/4070 - Folding Walker - Single-button release

Single button release makes folding simple. Folds to 4" width for easy transport and storage. Durable skid resistant rubber tips.

Item #	Description	Height Adjust.	Dia.	Weight Cap.	Approx. User Ht.
4060	Side (hemi) folding walker	32" - 37"	3/4"	250 lb	5'4" - 6'1"
4070DW5	Adult folding walker w/ 5" wheels	32.25" - 38.5"	1"	300 lb	5'4" - 6'2"

4060: Tip Size - 10018

4070DW5: Tip Size - 40024 Width Between Handles - 17.75" Overall Width - 23.5" - 26.25" Weight - 5 - 6 lb



4090PW5



4090DW5



4095DW5



4090/4095 (Heavy Duty) - Folding Walker - Dual-button release

Dual-button release provides greater security. Folds to 4" width (4.5" - Pediatric) for easy transport and storage. Pediatric walker is 3" narrower than standard walkers. Easy-release folding mechanism and durable skid resistant rubber tips.

Item #	Description	Height Adjust.	Dia.	Weight Cap.	Approx. User Ht.
4090PW5	Pediatric folding walker w/ 5 in. wheels	26.5" - 30.5"	1"	300 lb	4'7" - 5'0"
4090	Adult folding walker	32" - 38"	1"	300 lb	5'4" - 6'2"
4090DW5	Adult folding walker w/ 5" fixed wheels	32.5" - 38.5"	1"	300 lb	5'4" - 6'2"
4090YW5	Youth folding walker w/ 5" fixed wheels	29.5" - 32.5"	1"	300 lb	5'0" - 5'5"
4095	Heavy Duty folding walker	30.5" - 39.25"	1"	500 lb	5'4" - 6'2"
4095DW5	Heavy Duty folding walker w/ 5" wheels	30.75" - 39.5"	1"	500 lb	5'4" - 6'2"

4090PW5: Tip Size - 40024 Dimensions: 22.5"w x 18.75"d x 30.5"h Folded Dimensions: 22.75" - 23"w x 4"d x 28" - 31.75"h

4090: Tip Size - 40024 Width Between Handles - 17.75" Overall Width - 23.75" - 24.25" Weight - 5.25 - 6.25 lb

4095DW5: Tip Size - CH-409501 Width Between Handles 22" - 22.25" Overall Width 28.5" - 29.25" Weight 8.5 lb



CHOOSE

Individuality

Cup Holders, Mobility Bags, Flashlights and more ... make your
Rolling Walker or Transport Chair **uniquely yours.**



MOBILITY ACCESSORIES

MOBILITY ACCESSORIES

Mobility Bags

Retail Packaged



Side Attachment

Hanging Attachment

- Securely attaches to rolling walkers, folding walkers, transport chairs and wheelchairs
- Spacious zippered interior and outer pockets provide ample storage for essential items
- Comes with finger key rings for easy zipper open and close
- Versatile attachment options, with velcro straps for hanging and a back strap for side attachment
- Dimensions: 12" w x 4" d x 12" h (4008)
13" w x 2.5" d x 10.75" h (4009)

NEW!



4008PF
Purple Floral



4008BB
Boho Blossoms

NEW!



4008PK
Pink Floral



4008EG
English Garden

NEW!



4008AL
Autumn Leaves



4008GA
Enchanted Garden

NEW!



4008BK
Black



4009BK
Classic Black

Hanging Mobility Bags

Retail Packaged

For Walkers



P4200SB
Aloha Blue



4001WP
Black

- Fits all folding and 4200 series walkers
- Velcros to front crossbar of folding walker or backrest of rolling walker
- Spacious interior with outer pockets
- Comes with finger key rings for easy zipper open and close
- Dimensions: 11.75" w x 3.5" d x 11.75" h



Folding Walker Bags Retail Packaged



4001BP
Blue w/ Pink Flowers



4001CH
Cherry



4001GR
Grey w/ Black Trim



4001AP
Aloha Pink



4001BK
Black

- Attaches easily to folding walkers
- Conveniently stores valuables
- Large zippered pocket
- Easy-to-access pockets on both front and back
- Dimensions: 17”w x 2”d x 10”h

Wheelchair Bag Retail Packaged



4008WLV
Leaves



4008WBK (Black)



4008WBK (Blue)

- Universal mobility bag with adjustable straps, designed to fit most mobility aids,
- Spacious storage compartments for everyday essential items, including notebooks, tablets etc.
- Two elastic mesh cup holders securely hold water bottles, coffee tumblers, or cups for easy access
- Made from tear-resistant, padded, waterproof nylon for long-lasting daily use. Lightweight, easy to clean, and suitable for both indoor and outdoor environments
- Reflective strips improve visibility in low-light conditions, while the wide-opening two-way zipper allows quick, convenient access
- Dimensions: 15”w x 13.5”h x 5.5”d

Seat and Back Covers

Retail Packaged

For Rolling Walkers



4007GF
Garden Flowers



4007EG
English Garden



4007PB
Butterflies



4007AB
Aloha Blue

- Fits on most rolling walkers with a seat and backrest
- Elastic is sewn into the seat cover for an easy, snug fit
- Fits all models with seats up to 14" x 14" (except 4010 & 4216)
- 4007BP is faux fur material

Travel Bags

Retail Packaged

For Mobility Aids



4000BK

4000GR

- Travel bags are the perfect travel and storage solution for rollators, transport chairs etc.
- Features carrying handles and dual zip closure with key rings
- Standard size fits all folding walkers, rolling walkers (except 4328, 4801, 4802 and 4216) and transport chairs with a fold-down back (except 332)
- Extra-Large size fits most wheelchairs and transport chairs with a fold-down back


Item #	Description	Dimensions
4000TB	Standard Size - Black	34"w x 26.5"h x 9.25"d
4000BK	Extra Large - Black	37"w x 29"h x 11"d
4000GR	Extra Large - Grey	37"w x 29"h x 11"d

NEW!

MOBILITY ACCESSORIES

FOLDING CUP HOLDER

Retail Packaged



CH-1000

Folded

Item # CH-1000

- Attaches easily to walkers, wheelchairs, bed rails and transport chairs
- Adjusts to hold different sized items
- Folds up when not in use

SWIVEL CUP HOLDER

Retail Packaged



CH-3000R

Swivels Inward

Item # CH-3000R

- Attaches easily to walkers, wheelchairs, bed rails and transport chairs
- Swivels inward to fit through tight spaces
- Adjusts to hold different sized items

CUP HOLDER

Retail Packaged



CH-2200

Item # CH-2200

- Attaches easily to folding walkers and rollators
- Perfect for walkers with narrow, round tubing (fits 5/8" - 3/4" tubing (with rubber mat) or 7/8" - 1" (without rubber mat)
- Holds most basic sized water bottles or soda cans (NOT INTENDED FOR HOT BEVERAGES)
- Made of sturdy plastic
- Fits 4900 and folding walkers

MOBILITY WRISTLET

Retail Packaged



Item # BGM01 (Black)

- Great for keys, cellphones and other personal items
- Attaches to any tube with slip-resistant velcro
- Works great on a cane or walker

CANE HOLDER

Retail Packaged



Item # CH-4000R

Attaches to any walker with a 1" diameter frame and provides a perfect and secure home for your cane

WALKER TRAY

Retail Packaged



Item # 4000T

- Carry food, drinks, and various personal belongings
- Fits 4010, 4262, 4263, 4264, 4216

FLASHLIGHT

Retail Packaged



Item # FL-2000

*includes battery

- Adds extra light for safety in dark places
- Attaches to most walkers, transport chairs, and wheelchairs
- Rotates 360 degrees

LOCK N LOAD



Locked

Unlocked

Item # H-1002

- Keeps your rollator in a folded position for easy loading and unloading
- Fits models: 4218, 4220, 4222, 4224, 4202C, 4208C, 4209C, 4200C, 4201

Oval-Framed Rollator Accessories

Made exclusively for NOVA rollators with oval-shaped frames



Retail
Packaged

ADJUSTABLE CUP HOLDER

Item # CH-1101

- Fits STAR models:
4248/4256/4258/4262/4263/4264/4278/4279/4288/4289
- Also fits:
4801/4328

- Adjustable arms fit cup widths from 2.25" to 3.75" diameter
- Compact design - folds flat when not in use
- Easy to install (requires Phillips screw driver)



Retail
Packaged

ADJUSTABLE CUP HOLDER

NEW!

Item # CH-1103

- Fits STAR HD:
4259
- Adjustable arms fit cup widths from 2.25" to 3.75" diameter
- Compact design - folds flat when not in use
- Easy to install (requires Phillips screw driver)



Retail
Packaged

ADJUSTABLE CUP HOLDER

Item # CH-1102

- Fits:
4329 & 4802
- Adjustable arms fit cup widths from 2.25" to 3.75" diameter
- Compact design - folds flat when not in use
- Easy to install (requires Phillips screw driver)



Retail
Packaged

SWIVEL CUP HOLDER

Item # CH-3200R

- Fits STAR models:
4248/4256/4258/4262/4263/4264/4278/4279/4288/4289
- Adjustable arms fit cup widths from 2.6" to 3.75" diameter
- Swing-away design for easy transport
- Fits through tight spaces
- Easy to install (requires Phillips screw driver)



Retail
Packaged

CANE HOLDER

Item # CH-4200R

- Fits STAR models:
4248/4256/4258/4262/4263/4264/4278/4279/4288/4289
- Allows user to bring cane along without having to carry it
- Cane snaps easily in and out of holder (fits 7/8" diameter canes)
- Easy to install (requires Phillips screw driver)



Retail
Packaged

BASKET

Item # V4288B

- Fits STAR models:
4278 & 4288
- Dimensions:
17.5"w x 9.25"d x 7"h

Walker Skis Retail Packaged

Walker Skis help walkers glide easier without additional wear and tear. They are made of a special engineered thermoplastic, polyoxymethylene (POM), designed for high stiffness, low friction, and maximum stability. They are durable, easy-to-clean, and stylish. Most important, unlike tennis balls, they are made specifically for walkers.



Item # 40027GR
Gray Skis



Item # 40027BK
Black Skis

Fabric Covers Retail Packaged

For Walker Skis



Item # 427C
Fabric Covers Only (2 Pairs)

- Protective cover provides protection against potential scratching (designed for indoor usage only)
- Fabric material is easy-to-clean and machine washable
- Durable, stretchable material allows for easy installation
- Comes retail packaged



Item # 40027GRC
Gray Skis with Covers



Item # 40027BKC
Black Skis with Covers



Walker Tray
Item # 439T-R

- Carry items from room to room
- 1/2" raised edge keeps items from sliding off
- Holds meals, books, personal items etc.
- Cup holders prevent drink spills
- Fits most folding walkers
- Holds up to 10 lb



Walker Tray
Item # 441T-R

- Easily detaches from one side and clips onto lower bar when not in use, preventing swinging
- Non-Slip Surface keeps items secure, preventing sliding
- Cup holder prevents drink spills
- Curved edge design allows for maximum walking space



Folding Walker Tray
Item # 436T

- Carry items from room to room
- Folds down when not in use
- Cup holders prevent drink spills
- Installs easily
- For 4080 and 4090 series



Basket with Plastic Liner
Item # 438B

- Fits both 1-button & 2-button walkers
- Plastic Tray/Liner with cup holder included



Walker Basket
Item # 437B

- Heavy gauge durable steel
- Includes plastic liner
- For 4090 adult series only

4070/4080/4090/4095 Series Accessories




Item #	Description
408SI	3" fixed wheels Retail Packaged
410SI	5" fixed wheels- Retail Packaged
410YSI	5" fixed wheels- youth
412SI	Glide brakes
418SI	3" swivel wheels
420SI	5" swivel wheels
422SI	3" wheel w/ glide brake
424SI	1" leg w/ extra long shaft
4248SI	Leg extension combo pack for 4090 (includes 5" wheel & leg extension)
426SI	3" wheels w/ extra long shaft
427SI	5" Heavy Duty Wheels for 4095
428SI	5" wheels w/ extra long shaft for 4070/4090
431SI	Adjustable legs for 4070/4090
431BL	Legs for 4080B Folding Walker (Pair)
431RD	Legs for 4080R Folding Walker (Pair)
435SI	Forearm Attachment for 1" Folding Walker
440SI-F	Front leg w/ tip for 4095
440SI	Rear leg w/ tip for 4095



435SI Forearm Attachment

- Fits 4070/4090
- Clamps included

Item #	Description	Fits
40023GR	gray rubber tips	4081 series, 411, 421
40023BK	black rubber tips	4081 series, 411, 421
40024GR	gray rubber tips Retail Packaged	4070/4080/4090 series, 412, 422
40024BK	black rubber tips Retail Packaged	4070/4080/4090 series, 412, 422
40028GR	gray glide tips Retail Packaged	4070/4080/4090 series
40029BK	black glide caps Retail Packaged	4070/4080/4090/4095 series
40028	gray glide skis Retail Packaged	4095 series






CH-1000
Folding
Cup Holder



CH-1101
Folding
Cup Holder



CH-1102
Folding
Cup Holder



CH-2200
Cup Holder




CH-3000R
Swivel
Cup Holder



CH-3200R
Swivel Cup
Holder

STAR Series	✗	✓	✗	✗	✗	✓
STAR Wide Back Series	✗	✓*	✗	✗	✗	✓
Phoenix and Express	✗	✗	✓	✗	✗	✗
Zoom Series and GetGO Series	✓	✗	✗	✓	✓	✗
Journey, Cruiser and Vibe	✓	✗	✗	✓	✓	✗
Mighty Mack	✓	✗	✗	✓	✓	✗
Traveler	✓**	✗	✗	✓	✓	✗
Dragon and Monarch	✗	✗	✓	✗	✗	✗
Folding Walkers	✓	✗	✗	✓	✓	✗
Gemini 2-in-1	✓	✗	✗	✓	✗	✗
Buzz and Breeze	✓	✗	✗	✓	✓	✗
Active	✓	✗	✗	✓	✓	✗

*For STAR HD (Item #4259), use the CH-1103 **Traveler includes a cup holder



CH-4000R
Cane Holder




CH-4100R
Cane Holder



CH-4200R
Cane Holder



4000TB
Travel Bag



**4000GR &
4000BK**
XL Travel Bag



FL-2000
Flashlight

STAR Series	✗	✗	✓	✓	✓	✓
STAR Wide Back Series	✗	✓*	✗	✓	✓	✓
Phoenix and Dragon	✗**	✗	✗	✗	✓	✓
Zoom and GetGO Series	✓	✗	✗	✓	✓	✓
Journey, Cruiser and Vibe	✓	✗	✗	✓	✓	✓
Mighty Mack	✓	✗	✗	✗	✓	✓
Traveler	✗	✗	✗	✓	✓	✓
Express and Monarch	✗**	✗	✗	✗	✓	✓
Folding Walkers	✓	✗	✗	✓	✓	✓
Gemini 2-in-1	✓	✗	✗	✗	✓	✗
Buzz and Breeze	✓	✗	✗	✓	✓	✓
Active	✗	✗	✗	✓	✓	✓

*Star HD (Item #4279) does not have compatible cane holder.

**Phoenix, Dragon, Express and Monarch have a built-in a cane holder

CHOOSE

togetherness

Transport Chairs are about going places, being together and experiencing life ... **together.**



TRANSPORT CHAIRS & WHEELCHAIRS

STEEL & ALUMINUM TRANSPORT CHAIRS

319

Item # 319B



Item # 319BK



Item # 319R



FEATURES

- Carbon steel frame
- Fixed full-length arms
- Quick release fold-down back
- Locking rear wheels
- Non-skid foot plates & heel loops
- Seat belt
- Foldable
- 20" Seat Height
- Back Height from Seat: 17.75"
- 8" Wheels

OPTIONS

- Travel Bag
- Flashlight Attachment
- Designer Mobility Bags



HCPCS # E1038

327

Item # 327B



Item # 327R



FEATURES

- Lightweight aluminum frame
- Fixed full-length arms
- Quick release fold-down back
- Locking rear wheels
- Non-skid foot plates & heel loops
- Seat belt
- Foldable
- 20" Seat Height
- Back Height from Seat: 18.5"
- 8" Wheels

OPTIONS

- Travel Bag
- Flashlight Attachment
- Designer Mobility Bags



HCPCS # E1038

Item #	Weight Capacity	Overall Weight	Width btw Arms	Arm Height from Seat	Seat Dimensions	Overall Dimensions	Overall Folded Dimensions
319	300 lb	22.5 lb	16.75"	10.75"	18.5"w x 16"d	23"w x 27.5"d x 39.75"h	10.25"w x 26.25"d x 30.5"h
327	300 lb	18.75 lb	14.75"	11.25"	16.5"w x 15.75"d	21.25"w x 27"d x 39.5"h	9.75"w x 25.75"d x 30.5"h

ALUMINUM TRANSPORT CHAIRS

329

Item # 329B



Item # 329BK



Item # 329R



FEATURES

- Lightweight aluminum frame
- Fixed full-length arms
- Quick release fold-down back
- Locking rear wheels
- Non-skid foot plates & heel loops
- Seat belt
- Foldable
- 20" Seat Height
- Back Height from Seat: 18.25"
- 8" Wheels

OPTIONS

- Travel Bag
- Flashlight Attachment
- Designer Mobility Bags



HCPCS # E1038

329CP

Item # 329CP



FEATURES

- Lightweight aluminum frame
- Fixed full-length arms
- Quick release fold-down back
- Locking rear wheels
- Non-skid foot plates & heel loops
- Seat belt
- Foldable
- 20" Seat Height
- Back Height from Seat: 18.25"
- 8" Wheels

OPTIONS

- Travel Bag
- Flashlight Attachment
- Designer Mobility Bags



HCPCS # E1038

Item #	Weight Capacity	Overall Weight	Width btw Arms	Arm Height from Seat	Seat Dimensions	Overall Dimensions	Overall Folded Dimensions
329	300 lb	19 lb	16.75"	11.25"	18.5"w x 16"d	23.5"w x 27"d x 39.5"h	10.25"w x 25.5"d x 30.5"h
329CP	300 lb	19 lb	16.75"	11.25"	18.5"w x 16"d	23.5"w x 27"d x 39.5"h	10.25"w x 25.5"d x 30.5"h

ALUMINUM TRANSPORT CHAIRS

330

Item # 330B 

Item # 330R 

FEATURES

- Lightweight aluminum frame
- Fixed full-length arms
- Quick release fold-down back
- Hand brakes & Locking rear wheels
- Non-skid foot plates & heel loops
- Seat belt
- Foldable
- 20" Seat Height
- Back Height from Seat: 19.25"
- 8" Front Wheels & 12" Rear Wheels

OPTIONS

- Travel Bag
- Flashlight Attachment
- Designer Mobility Bags



HCPCS # E1038

377



Item# 377B-R 



FEATURES

- Lightweight aluminum compact frame
- Fixed desk arms
- Quick release fold-down back
- Locking rear wheels
- Non-skid foot plates & heel loops
- Seat belt
- Foldable
- 20" Seat Height
- Back Height from Seat: 15.5"
- 8" Wheels

OPTIONS

- Travel Bag
- Flashlight Attachment
- Designer Mobility Bags



HCPCS # E1038

Item #	Weight Capacity	Overall Weight	Width btw Arms	Arm Height from Seat	Seat Dimensions	Overall Dimensions	Overall Folded Dimensions
330	300 lb	23.75 lb	17.5"	12.5"	19.5"w x 16"d	24.5"w x 29.5"d x 40.5"h	10.25"w x 27"d x 31.5"h
377	250 lb	19.5 lb	18"	9.5"	18"w x 16"d	22.75"w x 28.5"d x 37.5"h	9"w x 23.5"d x 30"h

ALUMINUM TRANSPORT CHAIRS

379

Item # 379B



FEATURES

Ultra lightweight aluminum compact frame

Item # 379BK



Fixed desk arms

Quick release fold-down back

Item # 379R



Locking rear wheels

Non-skid foot plates & heel loops

Seat belt

Foldable

20" Seat Height

Back Height from Seat: 15.5"

8" Wheels

OPTIONS

Travel Bag

Flashlight Attachment



HCPCS # E1038

350

Item # 350B



FEATURES

One-Grip Handbrakes

Item # 350R



Lightweight aluminum frame

Flip-up desk arms

Quick release fold-down back

Locking rear wheels

Non-skid foot plates & heel loops

Seat belt

Foldable

19.25" Seat Height

Back Height from Seat: 18.75"

8" Wheels

Anti-Tippers

OPTIONS

Travel Bag

Flashlight Attachment

Designer Mobility Bags



Item #	Weight Capacity	Overall Weight	Width btw Arms	Arm Height from Seat	Seat Dimensions	Overall Dimensions	Overall Folded Dimensions
379	300 lb	18.75 lb	18"	9.25"	18"w x 16"d	22.5"w x 29"d x 37"h	8.75"w x 24"d x 30.25"h
350	300 lb	24 lb	19.25"	10.25"	18.5"w x 15.75"d	23.5"w x 29"d x 39.75"h	12.25"w x 27"d x 31"h

ALUMINUM TRANSPORT CHAIRS

353



Item # 353B



FEATURES

Item # 353BK



Item # 353P



Item # 353R



- One-Grip Handbrakes
- Lightweight aluminum frame
- Flip-up desk arms
- Quick release fold-down back
- Locking rear wheels
- Non-skid foot plates & heel loops
- Foldable
- 19" Seat Height
- Back Height from Seat: 17"
- 8" Front Wheels & 12" Rear Wheels
- Anti-Tippers

OPTIONS

- Travel Bag
- Flashlight Attachment
- Designer Mobility Bags



332



Item # 332B



FEATURES

Item # 332R



- Lightweight aluminum frame
- Flip-up desk arms
- Hand brakes & Locking rear wheels
- Non-skid foot plates & heel loops
- Seat belt
- Foldable
- 20" Seat Height
- Back Height from Seat: 17.5"
- 8" Front Wheels & 12" Rear Wheels
- Anti-Tippers

OPTIONS

- Flashlight Attachment
- Designer Mobility Bags



HCPCS # E1039

Item #	Weight Capacity	Overall Weight	Width btw Arms	Arm Height from Seat	Seat Dimensions	Overall Dimensions	Overall Folded Dimensions
353	300 lb	27 lb	19"	10"	18.5"w x 15.5"d	24"w x 30"d x 39.5"h	11.5"w x 29"d x 30.5"h
332	400 lb	27.75 lb	22.5"	10"	21.25"w x 15.5"d	28.25"w x 31"d x 37.75"h	11"w x 31"d x 37.5"h

WHEELCHAIR ACCESSORIES

ELEVATING LEGRESTS FOR WHEELCHAIR

Item # W-7001

- For 5000/6000/7000 Series



HEIGHT ADJUSTABLE ARMS FOR WHEELCHAIR

Item # W-7011

- For 7000 Series



One-Grip Braking System

It's as Easy as 1, 2, 3!



- 1 Squeeze lever partially (about fifty percent engaged) to **control the speed**
- 2 Squeeze lever further to **stop completely**. Brake is locked when you hear a click
- 3 To **release brake**, engage the Release Tab

5060S & 5080S

16"/18" SEAT WIDTHS

5060S/5080S - Full arms with s/a footrests

5060SE/5080SE - Full arms with elevating leg rests

Alternative configurations of wheelchairs can be dropshipped

FEATURES

Hammertone finish

Fixed full-length arms

Dual axle positions for seat height conv.

Includes back pocket

"Easy Adjust" foot riggings

Black vinyl upholstery

18" & 20" Seat Heights

Back Height from Seat: 15.5"



HCPCS # K0001

Item #	Weight Cap.	Overall Weight	Width btw Arms	Arm Height from Seat	Seat Dimensions	Overall Dimensions	Overall Folded Dimensions
5060S	300 lb	34.5 lb	14.5"	10.5"	16"w x 16"d	23"w x 32"d x 35"h	10.75"w x 32"d x 35"h
5080S	300 lb	35.25 lb	16.75"	10.5"	18.25"w x 16"d	24.5"w x 32"d x 35"h	11"w x 32"d x 35"h

5165S, 5185S & 5285S

16"/18" SEAT WIDTHS

5165S/5185S/5285S - Desk arms with s/a footrests

5165SE/5185SE/5285SE - Desk arms with elevating leg rests

5166S/5186S/5286S - Full arms with s/a footrest

5166SE/5186SE/5286SE - Full arms with elevating leg rests

Alternative configurations of wheelchairs can be dropshipped

FEATURES

Hammertone finish

Detachable/reversible desk arms

Dual axle positions for seat height conv.

Includes back pocket

"Easy Adjust" foot riggings

Black vinyl upholstery

18" & 20" Seat Heights

Back Height from Seat: 15"



HCPCS # K0001

Item #	Weight Capacity	Overall Weight	Width btw Arms	Arm Height from Seat	Seat Dimensions	Overall Dimensions	Overall Folded Dimensions
5165S	300 lb	37 lb	16.75"	8.5"	16"w x 16"d	23.5"w x 32"d x 35"h	12.25"w x 32"d x 35.25"h
5185S	300 lb	37 lb	18.75"	9"	18.25"w x 16"d	25.5"w x 32"d x 35"h	13.25"w x 32"d x 35"h
5285S	300 lb	36.7 lb	20.75"	9"	20.25"w x 16"d	27.5"w x 32"d	13.25"w x 32"d x 35"h

STEEL WHEELCHAIRS

5160S & 5180S

16"/18" SEAT WIDTHS

5160S/5180S - Desk arms with s/a footrests
 5160SE/5180SE - Desk arms with elevating leg rests
 5161S/5181S - Full arms with s/a footrest
 5161SE/ 5181SE - Full arms with elevating leg rests
 Alternative configurations of wheelchairs can be dropshipped

FEATURES

Hammertone finish
 Detachable/reversible desk arms
 Dual axle positions for seat height conv.
 Includes back pocket
 "Easy Adjust" foot riggings
 Black nylon upholstery
 18" & 20" Seat Heights
 Back Height from Seat: 15"



HCPCS # K0003

Item #	Weight Cap.	Overall Weight	Width btw Arms	Arm Height from Seat	Seat Dimensions	Overall Dimensions	Overall Folded Dimensions
5160S	300 lb	32.5 lb	16.75"	9"	16.5"w x 16"d	23.5"w x 32"d x 35"h	13.5"w x 32"d x 35"h
5180S	300 lb	33 lb	18.75"	9.25"	17.75"w x 16"d	25.5"w x 31.75"d x 35"h	12.25"w x 31.75"d x 35"h

5200S

20" SEAT WIDTH

5200S - Desk arms with s/a footrests
 5200SE - Desk arms with elevating leg rests
 5201S - Full arms with s/a footrest
 5201SE - Full arms with elevating leg rests
 Alternative configurations of wheelchairs can be dropshipped

FEATURES

Hammertone finish
 Detachable/reversible desk arms
 Dual axle positions for seat height conv.
 Includes back pocket
 "Easy Adjust" foot riggings
 Black nylon upholstery
 18" & 20" Seat Heights
 Back Height from Seat: 15"



HCPCS # K0003

Item #	Weight Cap.	Overall Weight	Width btw Arms	Arm Height from Seat	Seat Dimensions	Overall Dimensions	Overall Folded Dimensions
5200S	325 lb	32.5 lb	20.75"	8.5"	20"w x 16"d	27.5"w x 32.25"d x 35"h	12.75"w x 32.25"d x 35"h

5220S

22" SEAT WIDTH

5220S/5240S - Desk arms with s/a footrests
 5220SE/5240SE - Desk arms with elevating leg rests
 5221S/5241S - Full arms with s/a footrest
 5221SE/ 5241SE - Full arms with elevating leg rests
 Alternative configurations of wheelchairs can be dropshipped

FEATURES

- Hammertone finish
- Detachable/reversible desk arms
- Dual axle positions for seat height conv.
- Includes back pocket
- "Easy Adjust" foot riggings
- Black vinyl upholstery
- 18" & 20" Seat Heights
- Back Height from Seat: 15"



HCPCS # K0007

Item #	Weight Cap.	Overall Weight	Width btw Arms	Arm Height from Seat	Seat Dimensions	Overall Dimensions	Overall Folded Dimensions
5220S	350 lb	53.5 lb	22.25"	8.5"	22"w x 18"d	31.25"w x 34.5"d x 36.5"h	14.5"w x 34.5"d x 36.5"h

5240S



24" SEAT WIDTH

5220S/5240S - Desk arms with s/a footrests
 5220SE/5240SE - Desk arms with elevating leg rests
 5221S/5241S - Full arms with s/a footrest
 5221SE/ 5241SE - Full arms with elevating leg rests
 Alternative configurations of wheelchairs can be dropshipped

FEATURES

- Hammertone finish
- Detachable/reversible desk arms
- Dual axle positions for seat height conv.
- Includes back pocket
- "Easy Adjust" foot riggings
- Black vinyl upholstery
- 18" & 20" Seat Heights
- Back Height from Seat: 15"



HCPCS # K0007

Item #	Weight Cap.	Overall Weight	Width btw Arms	Arm Height from Seat	Seat Dimensions	Overall Dimensions	Overall Folded Dimensions
5240S	425 lb	53.25 lb	24.25"	8.75"	24"w x 18"d	32.25"w x 34.5"d x 36"h	14.5"w x 34.5"d x 36"h

LIGHTWEIGHT & RECLINING WHEELCHAIRS

7160L, 7180L & 7200L

16"/18"/20" SEAT WIDTHS

7160L/7180L/7200L - Flip back desk arms with s/a footrests
 7160LE/7180LE/7200LE - Flip back desk arms w/ elevating leg rests
 7161L/7181L/7201L - Flip back full arms with s/a footrests
 7161LE/7181LE/7201LE - Flip back full arms w/ elevating leg rests
 Alternative configurations of wheelchairs can be dropshipped
 Adjustable height armrest option available

FEATURES

Hammertone finish
 Flip back desk arms
 Dual axle positions for seat height conv.
 Includes back pocket
 "Easy Adjust" foot riggings
 Black nylon upholstery
 Includes anti-tippers
 18" & 20" Seat Heights
 Back Height from Seat: 16.5"



HCPCS # K0004

Item #	Weight Cap.	Overall Weight	Width btw Arms	Arm Height from Seat	Seat Dimensions	Overall Dimensions	Overall Folded Dimensions
7160L	300 lb	31.25 lb	17"	10.25"	16"w x 16"d	23.5"w x 32.25"d x 36"h	11.25"w x 32.25"d x 36"h
7180L	300 lb	31.75 lb	18.25"	10.5"	18"w x 16"d	24.5"w x 31.75"d x 36"h	11.25"w x 31.75"d x 36"h
7200L	300 lb	32 lb	20.75"	10"	20"w x 16"d	27"w x 31.75"d x 36"h	11.5"w x 32"d x 36"h

6160S, 6180S & 6200S

16"/18"/20" SEAT WIDTHS

6160S - Recliner, detachable full arms, elevating leg rests
 6180S - Recliner, detachable full arms, elevating leg rests
 6200S - Recliner, detachable full arms, elevating leg rests

FEATURES

Hammertone finish
 Padded headrest
 Detachable full arms
 Reclines to full 180 degree position
 Includes back pocket
 "Easy Adjust" foot riggings
 Flame retardant black vinyl upholstery
 Includes anti-tippers
 20" Seat Height
 Back Height from Seat: 32.75"



HCPCS # K0001

Item #	Weight Cap.	Overall Weight	Width btw Arms	Arm Height from Seat	Seat Dimensions	Overall Dimensions	Overall Folded Dimensions
6160S	300 lb	47.75 lb	17.25"	10"	16.5"w x 17"d	23.75"w x 36.25"d x 51.5"h	11.5"w x 36.25"d x 51.75"h
6180S	300 lb	50.5 lb	18.75"	10"	18.5"w x 17"d	25.5"w x 36.25"d x 51.5"h	11.5"w x 36.5"d x 51.5"h
6200S	300 lb	48.75 lb	20.75"	10.5"	20.5"w x 17"d	28"w x 36.25"d x 51.5"h	11.75"w x 36.25"d x 51.5"h

CHOOSE

safety

We use our bathrooms more than any other room in the house, so it's important to **be proactive** and **prevent falls**.



BATHROOM SAFETY

BATHROOM SAFETY



Make Life
Easier

- ✓ No Mess
- ✓ No Odor
- ✓ No Spills



Commode Bucket Liner Display

PA-1082D

Dimensions:

20"w x 14.25"d x 30"h

Includes:

- Cardboard display
- 18 retail-packaged commode liner boxes (20 liners per box)



Scan here to watch our quick video about the **Commode Bucket Liner Display** and its easy assembly!

Wall Grab Bars

8012-R - 8032-R



1.5" wall stand-off • 2.75" fixed flange • rubber gaskets
1" diameter tubing • knurled grip (chrome only)



Chrome



White



Suction Cup Balance Assist Bar



8212-R

- Installs quickly; perfect for home or travel use
- Provides added support when entering and leaving a bath tub or shower
- Easy to attach and remove
- Secure suction indicator displays green for secure and red for not secure
- No tools required
- 5"w x 3.5"d x 12"h

Item #	Description
8012CH-R	12" WALL GRAB BAR - CHROME
8016CH-R	16" WALL GRAB BAR - CHROME
8018CH-R	18" WALL GRAB BAR - CHROME
8024CH-R	24" WALL GRAB BAR - CHROME
8032CH-R	32" WALL GRAB BAR - CHROME
8012PC-R	12" WALL GRAB BAR - WHITE
8016PC-R	16" WALL GRAB BAR - WHITE
8018PC-R	18" WALL GRAB BAR - WHITE
8024PC-R	24" WALL GRAB BAR - WHITE
8032PC-R	32" WALL GRAB BAR - WHITE



Tub Grab Bar

8220-R

Retail
Packaged

- Provides added support when entering and leaving a bath tub or shower
- Made of 1" powder coated steel tubing
- Rubber contact points
- Clamp adjusts from 3" - 6"w
- Dimensions: 6"w x 11"d x 19"h
- Weight Capacity: 250 lb
- Available in brown box (8220) and packed as single (8220-S)



Holder for Hand Held Shower

SH-HOLDER

- Attaches to most bath seat arms (3/4" diameter tube) or legs (1" diameter tube)
- Securely holds hand held shower in place for safety and convenience




Holder for Hand Held Shower

9306-R

Retail
Packaged

- Attaches to most bath seat arms (3/4" diameter tube) or legs (1" diameter tube)
- Securely holds hand held shower in place for safety and convenience



Rubber Bath Mats

Retail
Packaged

9350-R (White Shell)
9351W-R (White Circles)
9351-R (Blue Circles)

- Attaches securely to tub surface and helps prevent slipping
- Anti-fungal treated
- 15.75"w x 27.5"l



Retail
Packaged

Suction Cup Showerhead Holder

8213-R

- Showerhead is in easy reach when seated or bathing children
- Suction cup can be quickly removed and relocated as often as you like
- Convenient when bathing pets or cleaning out the tub
- 2.5"w x 4.25"d x 3.75"h



Retail
Packaged

Shower Diverter Valve

9305-R

- Designed to divert water between your shower head and hand-held shower

BATHROOM SAFETY



9301-R

9311-R

Retail
Packaged

Hand Held Shower Set

9301-R (2 Function)

9311-R (Deluxe 5 Function)

- Extra long 84" reinforced hose allows user to shower while seated
- On/Off switch allows for water flow control
- Includes wall mounting holder
- 5 Settings: Regular, Shower Spray, Massage, Water Drip, Shower Stop (9311-R only)




Retail
Packaged

Hand Held Shower Set Chrome

9312-R (Deluxe 5 Function)

- Extra long 84" reinforced hose allows user to shower while seated
- On/Off switch allows for water flow control
- Includes wall mounting holder
- 5 Settings: Regular, Shower Spray, Massage, Water Drip, Shower Stop



Bath Seat Basket

Retail
Packaged

9605-R

- Holds bath essentials conveniently within reach to avoid bending, turning and twisting
- Easily attaches to the seat frame with included hardware
- Fits all standard size bath seats with 7/8" or 1" tube diameter
- Coated steel wire is rust resistant
- 12"w x 4.5"d x 4.25"h
- Color: White

The ULTIMATE Bathing Experience

Add **Safety** + **Luxury**
to your Shower!

BE SURE TO INCLUDE:

- Hand Held Shower
- Shower Holder
- Happy Tush Seat Cushion
- Bath Mat
- Bath Seat Basket





Bath/Shower Stool

9005
9006-R

Retail
Packaged

- Great for use in small areas (9005)
- Great for travel and easy to store (9006-R)
- Tool-free assembly in minutes (9006-R)
- Adjustable height aluminum frame
- Latex-free rubber tips
- Available in brown box (9006)



Deluxe Bath Seat with Arms & Back

9016 & 9026

- Arms provide support for sitting and rising
- Adjustable height aluminum frame
- Latex-free rubber tips
- Removable back (9026 only)



Bath & Shower Seat with Arms & Back

9035-R & 9036-R

Retail
Packaged

- Great for travel and easy to store
- Tool-free assembly in minutes
- Arms provide support for sitting & rising
- Adjustable height aluminum frame
- Latex-free rubber tips
- Available in brown box (9035, 9036)



Adjustable Bath Benches

9010 & 9020

with Removable Back

- Removable back (9020 only)
- Adjustable height aluminum frame
- Multiple drainage holes
- Latex-free rubber tips (40025GR)
- Built-in hand held shower holder

Item #	Weight Capacity	Overall Weight	Width btw Arms	Seat Height	Seat Dimensions	Overall Dimensions
9005	300 lb	3.5 lb	-	13.75" - 20"	12.75"w x 12.75"d	15.5"w x 14.75"d
9006-R	300 lb	3.5 lb	-	15.5" - 20.5"	12.5"w x 12.75"d	15"w x 14.5"d
9016	300 lb	5 lb	18.5"	16" - 21"	15.75"w x 13"d	21"w x 18.25"d
9026	300 lb	6.75 lb	18.5"	16" - 21"	15.75"w x 13"d	21.25"w x 19.25"d
9035-R	300 lb	6 lb	19"	16" - 21"	15.75"w x 13"d	21"w x 18.5"d
9036-R	300 lb	8 lb	19"	16" - 21"	15.75"w x 13"d	21"w x 18.5"d
9010	300 lb	4.25 lb	-	16" - 22"	20"w x 12.25"d	20"w x 18.25"d
9020	300 lb	6 lb	-	16" - 22"	20"w x 12.25"d	20"w x 19"d

BATHROOM SAFETY



Bath Seat with Arms & U-Shaped Cutout

9039 & 9037-R



- U-shaped cutout for improved hygiene
- Great for travel and easy to store
- Tool-free assembly in minutes
- Arms provide support for sitting & rising
- Adjustable height aluminum frame
- Latex-free rubber tips
- Removable back (9037 only)
- Available in brown box (9037)



Bath & Shower Seat

9121-R & 9101-R



- Great for travel and easy to store
- Tool-free assembly in minutes
- Built-in hand held shower holder
- Adjustable height aluminum frame
- Latex-free rubber tips
- Removable back (9101-R only)
- Available in brown box (9121, 9101)



9121-R, 9101-R
CASE QTY: 2



Hygienic Adjustable Bath Benches

9050 & 9060



9050, 9060
CASE QTY: 2

- U-shaped design for cleaning purposes
- Adjustable height aluminum frame
- Latex-free rubber tips
- Removable back (9060 only)



Seat Rotates 360°



Easily Adjustable



Swivel Bath Seat

9040

- Seat swivels 360° with the pull of a lever
- Tool-free assembly in under 5 minutes
- Comfortable padded arms provide support and stability, and are easily removable
- Slip-resistant rubber tips add stability
- Non-corrosive aluminum legs will not rust

Item #	Weight Capacity	Overall Weight	Width btw Arms	Seat Height	Seat Dimensions	Overall Dimensions
9039	300 lb	5.5 lb	18.25"	16" - 21"	15.75"w x 13"d	19.75"w x 18.75"d
9037-R	300 lb	7 lb	18.75"	16" - 21"	15.75"w x 13"d	19.75"w x 18.75"d
9050	300 lb	4 lb	-	14.25" - 21.25"	19"w x 12.75"d	19"w x 17.75"d
9060	300 lb	6 lb	-	14.25" - 21.25"	19"w x 12.75"d	19"w x 18.75"d
9121-R	300 lb	4.25 lb	-	17" - 22"	20"w x 12.25"d	20"w x 17.5"d
9101-R	300 lb	6 lb	-	17" - 22"	20"w x 12"d	20"w x 19"d
9040	300 lb	11 lb	18.75"	15.75" - 18.75"	15.75"w x 13"h	18"d x 21.25" x 30"h



9051
CASE QTY: 2

Heavy Duty Bath Seat with U-Shaped Cutout 9051

- U-shaped cutout for improved hygiene
- Adjustable height aluminum frame
- Latex-free rubber tips



9061
CASE QTY: 2

Heavy Duty Bath Seat with U-Shaped Cutout 9061

- U-shaped cutout for improved hygiene
- Adjustable height aluminum frame
- Latex-free rubber tips
- Removable back



9013
CASE QTY: 2

Heavy Duty Bath Bench 9013

- Adjustable height aluminum frame
- Built-in hand held shower holder
- Latex-free rubber tips



9023
CASE QTY: 2

Heavy Duty Bath Bench with Back 9023

- Adjustable height aluminum frame
- Built-in hand held shower holder
- Latex-free rubber tips
- Removable back

Item #	Weight Capacity	Overall Weight	Seat Height	Seat Dimensions	Overall Dimensions
9051	500 lb	5 lb	15.75" - 21.75"	19"w x 12.5"d	19"w x 18.5"d
9061	500 lb	7 lb	15.75" - 21.75"	19"w x 12.5"d	20.25"w x 22"d
9013	500 lb	5 lb	17" - 23"	20"w x 12"d	20"w x 17.75"d
9023	500 lb	7.5 lb	17" - 23"	20"w x 12"d	20"w x 18.25" - 19.75"d

BATHROOM SAFETY



Bath Seat with Back
9131-R

Retail Packaged

- Tool-free assembly in under 5 minutes
- Ergonomic, oversized seat supports up to 500 lb
- Stylish and modern colors give a classic feel to your bath
- Slip-resistant rubber tips add stability
- Non-corrosive aluminum legs will not rust
- Available in brown box (9131)



9100-R
CASE QTY: 2

Deluxe Adjustable Bath Bench
9100-R
9201-R (Red Safety Handle Only)

Retail Packaged

- Safety handle for extra support and balance can be attached to either side
- Seat back for added support
- Built-in hand held shower holder
- Adjustable height aluminum frame
- Latex-free rubber tips



Foldable Bath Chair
9404

NEW!

- Easy to fold and store
- Rust-resistant aluminum frame
- Comfortable foam seat and back padding
- Slip-resistant rubber tips add stability

Item #	Weight Capacity	Overall Weight	Seat Height	Seat Dimensions	Overall Dimensions
9131-R	500 lb	6.5 lb	16.5" - 20.5"	17"w x 14.75"d	19.25"w x 17.5"d
9100-R	300 lb	8 lb	15" - 21"	19.5"w x 16"d	19"w x 18.5"d
9404	275 lb	8.75 lb	14" - 18.5"	16.25"w x 15"d	21.25"w x 26.5"d



Deluxe Transfer Bench with Back 9070

- Built-in soap holder and hand held shower holder
- Converts easily for left or right hand transfers
- Adjustable height aluminum frame
- Latex-free rubber tips & suction tips



Transfer Bench 9071 with Back

- Converts easily for left or right hand transfers
- Adjustable height aluminum frame
- Latex-free rubber tips & suction tips



Portable Bath Transfer Bench 9072-R

**Retail
Packaged**

- Tool-free assembly in minutes
- Converts easily for left or right hand transfers
- Adjustable height aluminum frame
- Latex-free rubber tips & suction tips
- Great for travel and easy to store
- Available in brown box (9072)



**Seat Rotates 360°
& Slides Side to Side**



Swivel Transfer Bench 9076

- Seat swivels 360° with the pull of a lever, and slides from side to side.
- Tool-free assembly in under 5 minutes
- Comfortable padded arms provide support and stability, and are easily removable
- Slip-resistant rubber tips add stability
- Non-corrosive aluminum legs will not rust

Item #	Weight Capacity	Overall Weight	Width btw Arms	Seat Height	Seat Dimensions	Overall Dimensions
9070	300 lb	11.5 lb	-	18.75" - 23.25"	31.5"w x 14.5"d	33.25"w x 19.75"d
9071	300 lb	9.5 lb	-	17.25" - 21.25"	27"w x 16.25"d	31.75"w x 31.25"d
9072-R	300 lb	9.75 lb	18" - 22"	27"w x 16.5"d	31.5"w x 22.25"d	
9076	300 lb	13 lb	19"	19" - 24.5"	15.75"w x 13"d	36.5"w x 20.5"d

BATHROOM SAFETY



9075
CASE QTY: 2

Heavy Duty Transfer Bench 9075

- Converts easily for left or right hand transfers
- Adjustable height aluminum frame
- Latex-free rubber tips & suction tips



9080
CASE QTY: 2

Padded Transfer Bench 9080 with Back

- Padded seat and back add comfort when bathing
- Converts easily for left or right hand transfers
- Adjustable height aluminum frame
- Latex-free rubber tips & suction tips



9073
CASE QTY: 2

Padded Transfer Bench/Commode 9073

- Converts easily for left or right hand transfers
- Removable seat for easy cleaning
- Bucket and lid included
- Adjustable height aluminum frame
- Latex-free rubber tips & suction tips

Item #	Weight Capacity	Overall Weight	Seat Height	Seat Dimensions	Overall Dimensions
9075	500 lb	11 lb	16.75" - 21.75"	27"w x 16.25"d	31.75"w x 21.5"d
9080	300 lb	11 lb	17.75" - 21.75"	27"w x 16"d	31.75"w x 21.75"d
9073	300 lb	13.25 lb	19" - 23.5"	26.75"w x 14.5"d	36.75"w x 19.75"d



Bucket, Lid, and Splash Guard 8450B & 8450S

- **8450B** - Bucket and lid for 8450 Bedside Commode
- **8450S** - Splash Guard for 8450 Bedside Commode
- Overall Bucket Dimensions: 12.25"w x 12"d x 7.5"h




8450
CASE QTY: 4

3-in-1 Commode 8450 with Back

- Can be used beside the bed and over the toilet as a raised toilet seat with arms
- Adjustable height steel frame
- Bucket, lid, and splash guard included
- Toilet seat opening: 8.5"w x 9.5"d




8700
CASE QTY: 2

Folding Commode 8700-R

**Retail
Packaged**

- Can be used beside the bed and over the toilet as a raised toilet seat with arms
- Ideal for travel: folds and unfolds in seconds
- Adjustable height steel frame
- Bucket, lid, and splash guard included
- Toilet seat opening: 8"w x 10"d
- Available in brown box (8700)



Drop-Arm Transport Chair Commode 8805

- Arms drop for easy patient transfer
- Durable wheels with plastic fork and easy-to-engage brake
- Padded seat fits over commode and converts into transport chair
- Bucket & lid included
- Removable, swing away footrests
- Bucket can be removed without lifting user or raising seat
- NOT FOR USE IN SHOWER
- Toilet Seat Opening: 8.75"w x 10"d

Item #	Weight Cap.	Overall Weight	Width btw Arms	Seat Height	Seat Dimensions	Overall Dimensions
8450	350 lb	11.5 lb	17.75"	17.5" - 23.5"	13.25"w x 14.25"d	24"w x 19.75"d
8700-R	300 lb	10 lb	18.5"	16.25" - 22.25"	13.75"w x 16.25"d	22"w x 20.5"d
8805	250 lb	21.75 lb	17.5"	18.75" (20" w/ pad)	17.75"w x 17.5"d	21"w x 22.25"d

BATHROOM SAFETY



Drop-Arm Commode
8900W

- Arms drop for easy patient transfer
- Bucket, lid, and splash guard included
- Available in Gray and Chrome
- Adjustable height steel frame
- Toilet seat opening: 7.75”w x 9.75”d



Padded Drop-Arm Commode
8901W

- Arms drop for easy patient transfer
- Padded seat and backrest
- Bucket, lid, and splash guard included
- Adjustable height steel frame
- Toilet seat opening: 8.25”w x 11”d



Shower Chair/Commode
8800

- Waterfall armrests and padded seat
- 4” rust-resistant swivel wheels with locking casters
- Bucket and lid included
- Updated design with plastic backrest
- Toilet seat opening: 8.5”w x 10”d



Deluxe Shower Chair / Commode
8801

- Waterfall armrests and padded seat
- 4” swivel wheels with locking casters
- Bucket and lid included
- Removable, swing away footrests
- Toilet seat opening: 8.75”w x 10.5”d

Item #	Weight Cap.	Overall Weight	Width btw Arms	Seat Height	Seat Dimensions	Overall Dimensions
8800	250 lb	13.25 lb	19.5”	22.25”	15.5”w x 16.75”d	22.75”w x 22.5”d
8801	250 lb	18 lb	18.75”	22.25”	16”w x 16”d	22”w x 24”d
8900W	300 lb	19.75 lb	18”	18.75” - 22.25”	13.5”w x 16”d	22.5”w x 20.75” - 22.75”d
8901W	300 lb	20 lb	17.25”	19.25” - 23.75”	16.5”w x 16.5”d	22.5”w x 21.25” - 23”d



8582
CASE QTY: 2

Heavy Duty Commode 8582

- Extra-large seat provides added support
- Bucket, lid, and splash guard included
- Adjustable height steel frame
- Toilet Seat Opening: 8.25" w x 10.25" d



8583
CASE QTY: 2

Heavy Duty Transfer Commode 8583 with Drop-Arm

- Arms drop for easy patient transfer
- Extra-large seat provides added support
- Bucket and lid included
- Adjustable height steel frame
- Toilet Seat Opening: 8.25" w x 10.25" d



Heavy Duty Commode 8580

- Extra-large seat provides added support
- Bucket and lid included
- Adjustable height steel frame
- Toilet seat opening: 8" w x 10" d



Liners fit any standard commode

Commode Bucket Liner with Super Absorbent Pad

Retail Packaged

PA-1082

- Medical grade liner with super absorbent pad that quickly transitions body fluids into a gel
- Eliminates any mess, odor or spills
- Provides convenience & safety for both user and caregiver
- Convenient drawstring closure for easier cleanup
- Pad absorbs 17 oz. of body fluids
- 20 bucket liners per box (comes retail packaged)

Item #	Weight Capacity	Overall Weight	Width btw Arms	Seat Height	Seat Dimensions	Overall Dimensions
8582	500 lb	16.75 lb	23.75"	17.5" - 24.25"	23.25" w x 18.75" d	27" w x 23.75" d
8583	500 lb	18 lb	25.75"	19.75" - 23.75"	23.25" w x 18.75" d	30" w x 22" d
8580	450 lb	22.25 lb	28.5"	19.75" - 23.5"	23" w x 18.5" d	32.25" w x 23.25" d

BATHROOM SAFETY



Toilet Safety Rails 8200-R

Retail
Packaged

- One piece mounting flange for easy width adjustment
- Rails bolt securely to the toilet
- Waterfall armrest
- Available in brown box (8200)



Toilet Support Rails 8201-R

Retail
Packaged

- Provides added stability when sitting and rising
- Frame bolts directly to toilet for easy installation
- Cushioned, easy to clean foam armrests
- Adjusts to fit standard and elongated toilets



Toilet Safety Support Frame 8205-R

Retail
Packaged

- Freestanding frame features slip-resistant base
- Padded foam handles add stability when sitting and rising
- For use with both standard and elongated toilets
- Includes convenient magazine rack for reading material
- Easy, tool-free assembly



Raised Toilet Seat with Detachable Arms 8351-R

Retail
Packaged

- Adds 5" to the height of the toilet seat to aid in sitting and rising
- Padded arms provide support for sitting and rising
- Front locking mechanism for easy installation
- Available in brown box (8351)
- Fits most standard and elongated toilets

Item #	Weight Capacity	Overall Weight	Width btw Arms	Arm Height Adj.	Aperture Dim.	Overall Dimensions
8200-R	250 lb	3 lb	21" - 24"	26.5" - 30.5"	-	24 - 27.25"w x 15.75"d x 30.5"h
8201-R	300 lb	4 lb	17.25" - 19.75"	11.5"	-	23.5"w x 16.25"d x 11.5"h
8205-R	300 lb	10.75 lb	20.5"	25.5"	-	29.75"w x 19"d x 25.5"h
8351-R	300 lb	5.25 lb	17.75" - 19.75"	-	7.25"w x 8.5"d	22.25"w x 17"d x 14.25"h



8340, 8340-R
CASE QTY: 2



8341-R, 8342-R,
8345-R, 8346-R
CASE QTY: 2

5" Raised Toilet Seat Retail Packaged

8340-R

- Adds 5" to the height of the toilet seat to aid in sitting and rising
- Non-locking
- Extra large seating surface

Toilet Seat Elevators Retail Packaged

8341-R & 8342-R (No Hinges)

8345-R & 8346-R (Hinged)

- No hinges: 8341-R (Elongated), 8342-R (Standard)
- Hinged: 8345-R (Standard), 8346-R (Elongated)
- Bolts directly to the toilet for added safety
- Rubber pads help prevent seat from moving
- Adds 3.5" to the height of the toilet seat to aid in sitting and rising
- Installs easily and allows the original seat and lid to be used
- Available in brown box (8341, 8342, 8345, 8346)



8343-R, 8344-R
CASE QTY: 2



8350, 8350-R
CASE QTY: 2

Toilet Seat Riser with Arms Retail Packaged

8343-R & 8344-R

- 8343-R (Elongated), 8344-R (Standard)
- Bolts directly to the toilet for added safety
- Rubber pads help prevent seat from moving
- Adds 3.5" to the height of the toilet seat to aid in sitting and rising
- Allows the original seat and lid to be used
- Installs easily (all hardware included)
- Available in brown box (8343 & 8344)

5" Locking Raised Toilet Seat Retail Packaged

8350-R

- Adds 5" to the height of the toilet seat to aid in sitting and rising
- Front locking mechanism for easy installation
- Available in brown box (8350)
- Fits most standard and elongated toilets

Item #	Weight Capacity	Overall Weight	Width btw Arms	Aperture Dimensions	Seat Height	Overall Dimensions
8340-R	300 lb	3 lb	-	7.5"w x 9.5"d	5.25"	17.5"w x 17.25"d
8341-R	300 lb	2.5 lb	-	10.25"w x 13"d	3.5"	14"w x 19.25"d
8342-R	300 lb	2.5 lb	-	9.5"w x 11"d	3.5"	13.75"w x 17.25"d
8345-R	300 lb	2.75 lb	-	9.5"w x 11.25"d	3.5"	13.75"w x 17"d
8346-R	300 lb	3 lb	-	10.25"w x 14"d	3.5"	14.25"w x 19.25"d
8343-R	300 lb	3.75 lb	18.75"	10.25"w x 13"d	3.5"	21.25"w x 19.25"d
8344-R	300 lb	3.75 lb	18"	9.5"w x 11.25"d	3.5"	21"w x 17.25"d
8350-R	300 lb	4 lb	-	7.75"w x 9"d	5"	16.5"w x 17.25"d

BATHROOM SAFETY




8352-R
CASE QTY: 2

5'' Locking Raised Toilet Seat 8352-R

 Retail Packaged

- Adds 5" to the height of the toilet seat to aid in sitting and rising
- Front locking mechanism for easy installation
- Fits most standard and elongated toilets




8353-R
CASE QTY: 2

5'' Raised Toilet Seat 8353-R

 Retail Packaged

- Adds 5" to the height of the toilet seat to aid in sitting and rising
- Padded arms provide support for sitting and rising
- Front locking mechanism for easy installation
- Fits most standard and elongated toilets



Toilet Seat Riser Easy Air Padded 2628A-R

 Retail Packaged

- Adds cushion and up to 2" of elevation to your toilet seat, providing comfort, and aids getting on and off the toilet
- Adjustable air foam combination provides variable pressure relief
- Air release valve easily adjusts to your individual comfort
- Automatically re-inflates with no pump required
- Easily attaches to your toilet seat with loop straps



Padded Toilet Seat Riser 2629-R (2'') & 2630-R (4'')

 Retail Packaged

- Now with improved, higher density foam that minimizes pressure on sensitive areas
- Attaches easily to toilet seat with four adjustable Velcro straps to reduce shifting
- Easy to clean vinyl surface
- Fits most toilet seats

Item #	Weight Capacity	Overall Weight	Width btw Arms	Aperture Dimensions	Overall Dimensions
8352-R	300 lb	4.75 lb	-	8.25"w x 9.5"d	20.5"w x 17.75"d x 7"h
8353-R	300 lb	5.75 lb	18"	8"w x 9.5"d	20.5"w x 17.75"d x 12.75"h
2628A-R	250 lb	1 lb	-	-	14"w x 15.5"d x 2.25"h
2629-R	250 lb	.75 lb	-	-	14"w x 15.75"d x 2"h
2630-R	250 lb	1 lb	-	-	14.5"w x 15.75"d x 4"h

CHOOSE

comfort

Whether you're **sitting, lounging or sleeping**, cushions are an essential part of everyday life.



CUSHIONS

CUSHIONS



Cushion Display

Item # HD1000

Includes:

- Cardboard display
- 5 Happy Tush Seat Cushions (2605-R)
- 5 Extra-Wide Happy Tush Seat Cushions (2607-R)
- Display dimensions: 20" w x 14.25" d x 59" h



Watch our video about the Happy Tush Cushion Display and its easy assembly!



Seat Cushion

Item # 2605-R




- Gel cell technology with 2" double layer offset cells takes on your pressure points and allows for optimal circulation
- Gel cushion is durable and water resistant
- Black polyester cover is zipper removable and washable, with a convenient carrying handle and slip-resistant bottom
- Perfect for home, office and travel
- Rolls up and folds up to pack and take anywhere
- Dimensions: 16" w x 13.25" d x 1.75" h



Adds extra comfort on a chair, shower chair or in the car!




Extra-Wide Seat Cushion

Item # 2607-R 

- Everyone's favorite cushion now comes in Extra-Wide with an additional 2.5" all around. Perfect for home, office and everywhere
- Gel cell technology with 1" thick cells takes on your pressure points and allows for optimal circulation.
- Reduced thickness allows it to roll or fold up to pack and take anywhere
- Coccyx (tailbone) U-cut pad reduces pressure on the tailbone and spine
- Gel cushion is durable and water-resistant
- Black polyester cover is zipper-removable and washable, with a convenient carrying handle and slip-resistant bottom
- Dimensions: 18"w 17"d x 1"h



Seat Cushion with Coccyx Cutout

Item # 2608-R 


- Gel-cell technology with 2 thick cells takes on your pressure points and allows for optimal circulation
- Coccyx u-cutout reduces pressure on the tailbone and spine
- Black polyester cover is zipper removable and washable, with a convenient carrying handle and slip-resistant bottom
- Perfect for home, office and travel
- Dimensions: 16.25"w x 14.25"d x 2"h



CUSHIONS



Lumbar Cushion

Item # 2606-R 


- Gel cell technology with 2" double layer offset cells takes on your pressure points and allows for optimal circulation
- Great for office chair, car, plane or wheelchair to improve spine alignment and alleviate back pain and tension
- Adjustable strap makes it easy to position lumbar cushion for an ideal fit and feel - attaches securely to most chairs and car or plane seats
- Black polyester cover is zipper removable and washable and features a slip-resistant back
- Perfect for home, office and travel
- Rolls up and folds up to pack and take anywhere
- Dimensions: 14.5"w x 1.5"d x 9"h



Adds extra comfort on a chair, transport chair or in the car!



Gel & Foam Lumbar Cushion

Item # 2609-R 

- Gel-cell technology with 1" thick cells takes on your pressure points and allows for optimal circulation
- Thick 1.5" foam layer provides extra padding and comfort
- Black polyester cover is zipper removable and washable, with a convenient carrying handle and slip-resistant bottom
- Perfect for home, office and travel
- Dimensions: 16.5"w x 16.25"d x 2.5"h



Foam Wheelchair Cushion

Retail Packaged

Item # 2664-3

- Helps equalize pressure and reduce soreness
- Great for wheelchairs, transport chairs, or home and office seating comfort
- Made of High-Density Foam
- Black 100% cotton cover is removable, washable and waterproof
- Weight Capacity: 250 lb
- 12 Month Limited Warranty against defects in workmanship
- Dimensions: 18" w x 16" d x 3" h



CASE QTY: 2



Gel/Foam Wheelchair Cushion

Retail Packaged

2601

- Gel/Foam combination with three-layer design provides the user excellent weight distribution and even pressure relief
- Black cover is removable and washable (made of a PU/ polyester blend top and DOP/PVC blend bottom)
- Great for wheelchairs, transport chairs, or home and office seating comfort
- Weight Capacity: 300 lb
- 1 Year Limited Warranty against defects in workmanship



CASE QTY: 2



HCPCS # E2601

Item #	Description	Dimensions
2601-2-1616	2" Gel foam cushion for 16" x 16" wheelchair	16" w x 16" d x 2" h
2601-2-1816	2" Gel foam cushion for 18" x 16" wheelchair	18" w x 16" d x 2" h
2601-2-2016	2" Gel foam cushion for 20" x 16" wheelchair	20" w x 16" d x 2" h
2601-3-1616	3" Gel foam cushion for 16" x 16" wheelchair	16" w x 16" d x 3" h
2601-3-1816	3" Gel foam cushion for 18" x 16" wheelchair	18" w x 16" d x 3" h
2601-3-2016	3" Gel foam cushion for 20" x 16" wheelchair	20" w x 16" d x 3" h

Gel/Foam Wheelchair Cushion

Retail Packaged

2604

- Gel/Foam combination with three-layer design provides the user excellent weight distribution and even pressure relief
- Black cover is removable and washable (made of a PU/ polyester blend top and DOP/PVC blend bottom)
- Great for wheelchairs, transport chairs, or home and office seating comfort
- **Weight Capacity: 400 lb**
- 1 Year Limited Warranty against defects in workmanship



CASE QTY: 2



HCPCS # E2604

Item #	Description	Dimensions
2604-3-2218	3" Gel foam cushion for 22" x 18" wheelchair	22" w x 18" d x 3" h
2604-3-2418	3" Gel foam cushion for 24" x 18" wheelchair	24" w x 18" d x 3" h

Gel/Foam Coccyx Wheelchair Cushion

2603



- Gel/Foam combination with three-layer design provides the user excellent weight distribution and even pressure relief
- Great for wheelchairs, transport chairs, or home and office seating comfort
- Black cover is removable and washable (made of a PU/polyester blend top and DOP/PVC blend bottom)
- Weight Capacity: 300 lb
- 1 Year Limited Warranty against defects in workmanship



Coccyx (tailbone) u-cutout reduces pressure on the tailbone and spine



CASE QTY: 2

Item #	Description	Dimensions
2603C-3-1616	3" Gel foam cushion for 16" x 16" wheelchair	16"w x 16"d x 3"h
2603C-3-1816	3" Gel foam cushion for 18" x 16" wheelchair	18"w x 16"d x 3"h
2603C-3-2016	3" Gel foam cushion for 20" x 16" wheelchair	20"w x 16"d x 3"h
2603C-3-2018	3" Gel foam cushion for 20" x 18" wheelchair	20"w x 18"d x 3"h

Foam Coccyx Cushion



Item # 2654C-3

(3" Foam coccyx cushion for 18"w x 16"d wheelchair - with cover)

- Coccyx (tailbone) u-cutout reduces pressure on the tailbone and spine
- Helps equalize pressure and reduce soreness
- Great for wheelchairs, transport chairs, or home and office seating comfort
- Made of High-Density Foam
- Black cover is removable and washable (made of a PU/polyester blend)
- Weight Capacity: 250 lb
- 1 Year Limited Warranty against defects in workmanship



CASE QTY: 2

Gel/Foam Seat Cushions Retail Packaged

Item # 2601F-R

Item # 2603CF-R (with Coccyx Cutout)

- Plush fleece cover keeps user cool during summer months and warm during winter months
- Great for home or office
- Gel/Foam combination provides pressure relief, prevents minor skin irritations and improves weight distribution
- Cushion gives maximum comfort and therapeutic relief for long periods of sitting
- Non-skid bottom with velcro straps secure cushion to wheelchairs or chairs
- Black cover is removable and washable (made of a polyester/acrylic blend top, PU/polyester blend middle and DOP/polyester blend bottom)
- Coccyx cutout reduces pressure on the tailbone and spine (2603CF-R only)
- Dimensions: 18" w x 16" d x 3" h
- Weight Capacity: 250 lb



Item # 2601F-R



Item # 2603CF-R



CASE QTY: 2

Convolutd "Egg Crate" Wheelchair Cushions

2650-3/2651-3/2652-3 Retail Packaged

- Provides support and pressure relief
- Great for wheelchairs, transport chairs, or home and office seating comfort
- Convolutd foam improves weight distribution and air circulation
- Navy blue polyester cover is removable and washable with an anti-slip bottom (2651-3 & 2652-3 only)
- Weight Capacity: 250 lb
- 3" high
- 12 Month Limited Warranty against defects in workmanship

Item # 2650-3



CASE QTY: 2

Item #	Description
2650-3	w/out cover, 18" x 16"
2651-3	18" x 16"
2652-3	16" x 16"



2651-3 & 2652-3

CUSHIONS

Convolutd “Egg Crate” Seat/Back Foam Cushion with Cover

2658-3



- Provides support and pressure relief
- Convolutd (egg-crate) foam improves weight distribution and air circulation
- 3” seat cushion with connected 2” thick back fits most chairs and wheelchairs
- Cover is removable and washable (made of a polyester/cotton blend with a polyester/acrylic fleece top)
- Weight Capacity: 250 lb
- 1 Year Limited Warranty against defects in workmanship



CASE QTY: 2

Back Foam Wheelchair Cushion with Lumbar Support & Stabilization Board



2611BK

- Curved profile fits natural back contours
- Stabilization board prevents wheelchair sling back from “hammocking”
- Great for wheelchairs, transport chairs, or home and office seating comfort
- Nylon straps securely position cushion to seating surface
- Black cover is removable and washable (made of a PU/polyester blend top and DOP/PVC blend bottom)
- Weight Capacity: 250 lb (2611BK) & 400 lb (2612BK)
- 1 Year Limited Warranty against defects in workmanship



CASE QTY: 2

HCPCS # E2611

Item #	Dimensions
2611BK-16	16”w x 2.5”d x 16”h (for 16” wide chair)
2611BK-18	18”w x 3”d x 16”h (for 18” wide chair)

Memory Foam Coccyx Cushion

Retail
Packaged

Item # 2655C

- Coccyx (tailbone) u-cutout reduces pressure on the tailbone & spine
- Memory foam conforms to the body contours
- Anatomic design helps maintain correct posture and stability while seated
- Soft and luxurious charcoal blue Velour™-like fabric cover is removable and washable
- Dimensions: 16.75" w x 15" d x 2.75" h
- Weight Capacity: 250 lb



CASE QTY: 2



Wedge Cushion

Retail
Packaged

Item # 2647C-R (Foam)

- Coccyx (tailbone) u-cutout reduces pressure on the tailbone and spine
- Wedge angle encourages pelvic tilt to reduce pressure on lumbar discs and promote better posture
- Convenient carry strap for easy transport
- Cover is made of 100% polyester and is removable and washable
- Dimensions: 16.75" w x 16.5" d x 3.75"



Item # 2647C-R
Wedge Cushion

Car Cushion

Retail
Packaged

Item # 2647CG-R (Gel/Foam)

- Coccyx (tailbone) u-cutout reduces pressure on the tailbone and spine
- Wedge angle encourages pelvic tilt to reduce pressure on lumbar discs and promote better posture
- Convenient carry strap for easy transport
- Cover is made of 100% polyester and is removable and washable with an anti-slip bottom
- Dimensions: 15.5" w x 13" d x 3" h



Item # 2647CG-R
Car Cushion



CUSHIONS

Easy Air Seat Cushion

Retail
Packaged

Item # 2618A-R

- Coccyx (tailbone) u-cutout reduces pressure on the tailbone & spine
- Lightweight, adjustable air foam combination provides variable pressure relief
- Air release valve allows the cushion to be custom fit
- Automatically re-inflates with no pump required
- Breathable mesh cover is removable and washable
- Great for home, office and sporting events
- Dimensions: 18" w x 16" d x 3" h
- Weight capacity: 250 lb



CASE QTY: 2



Adjustable nozzle




Air Seat Cushion

Retail
Packaged

Item # 2619A-R

- Great for travel or everyday use at home, office or sporting events
- Easy to quickly inflate and deflate (pump included)
- Adjustable density allows the cushion to be custom fit
- Helps in the comfort and prevention of pressure ulcers
- Reduces pressure to the back, hips and buttocks when sitting
- Grey nylon material is easy to clean with a damp cloth
- Dimensions: 17" w x 17" d
- Weight capacity: 225 lb



Inflatable Donut Cushion

Retail
Packaged

2701/2702

- Helps to relieve lower back and tailbone discomfort
- Helps to prevent ulcers and the discomfort from hemorrhoids or episiotomies
- Conforms to the body contours to provide comfort and support when sitting for long periods of time
- Easily inflates and deflates to desired firmness with metal twist valve
- Cleans easily with a damp cloth
- Made of durable heavy-gauge natural rubber
- Dimensions: 15" w x 3.5" h (2701)
18" w x 3.5" h (2702)
- Weight capacity: 250 lb



Donut Pillow Seat Cushion

Retail Packaged

Item # 2670-R (Convuluted Foam)

Item # 2671-R (Regular Foam, Fleece Cover)

- Convuluted foam provides improved air circulation (2670-R only)
- Conforms to the body contours to provide comfort and support when sitting for long periods of time
- Aids in the prevention of pressure sores
- Black and fleece polyester covers are removable and washable with an anti-slip bottom
- Fleece cover for additional comfort (2671-R only)
- Dimensions: 15.5”w x 13”d x 3”h (2670)
16”w x 12.5”d x 3.75”h (2671)
- Weight capacity: 250 lb



Item # 2670-R



Item # 2671-R



CASE QTY: 2

Donut Pillow Seat Cushion With High Density Molded Foam

Retail Packaged

2672/2673/2674

- Molded, high compression polyurethane foam
- Conforms to the body contours to provide comfort and support when sitting for long periods of time
- Aids in the prevention of pressure sores
- Blue polyester covers with anti-slip bottom and plaid polyester/cotton blend covers are removable and washable with an anti-slip bottom
- Weight capacity: 250 lb



Anti-slip bottom



CASE QTY: 2

Item #	Description	Dimensions
2672-R	Blue	14.75”w x 12.5”d x 2.25”h
2673-R	Blue	16”w x 12.5”d x 2.75”h
2674-R	Blue	18.5”w x 14.5”d x 2.75”h
2674P-R	Plaid	18.5”w x 14.5”d x 2.75”h

CUSHIONS

Swivel Seat Cushion

Retail
Packaged

Item # 2640-R

- 360-degree, rotating base aids in transitioning in and out of the car
- Foam core provides extra padding while seated in car
- Designed to fit any car seat
- Blue-grey soft quilted top can be wiped down to clean
- Dimensions: 17.5" w x 1.5" h
- Weight capacity: 250 lb



Padded Swivel Seat Cushion

Retail
Packaged

Item # 2641-R

- Provides pressure relief for back and hips while seated
- 360-degree, rotating, non-skid base turns any chair into a swivel chair
- Great for transitioning on and off chairs
- 2" thick cushion provides support and comfort
- Dimensions: 15.25" w x 2" h
- Weight capacity: 225 lb



Back Cushion With Hot/Cold Pack

Retail
Packaged

Item # 2665-R

- Innovative back cushion comes with reusable Hot/Cold Pack insert for the ultimate support as well as soothing, healing comfort
- Contoured back cushion is made of foam, great for everyday use and can be used without the Hot/Cold Pack
- Hot/Cold Pack can be used in microwave to heat and freezer to cool
- Comes with adjustable strap to secure the cushion to a chair or car seat
- Black polyester cover is zipper removable and washable
- Dimensions: 14" w x 4.75" d x 13" h



Use with padded insert, Hot/Cold Pack, both or neither!



CASE QTY: 2

Foam Lumbar Back Cushions

Retail Packaged

2667

- Provides comfort and support for lower back
- Comes with two adjustable straps for secure hold to chairs
- Polyester cover is removable and washable
- Dimensions: 14”w x 4.75”d x 13”h



CASE QTY: 2

Item #	Description
2667BK-R	Black
2667BL-R	Royal Blue



Back Lumbar Cushion

Retail Packaged

Item # 2679BL-R

- Standard foam provides customized comfort for your lower back
- Improves spine alignment and alleviates back tension
- Polyester/cotton blend covers are removable and washable
- Comes with adjustable strap for secure hold
- Dimensions: 14”w x 5”d x 13.25”h



CASE QTY: 2



Foam Lumbar Cushion

Retail Packaged

Extra Wide

Item # 2668BL-R

- Additional 3.5” width for a broader fit
- Comes with two adjustable straps for secure hold to chairs
- Polyester cover is removable and washable
- Eases lower back pain and fatigue while sitting by allowing the spine to follow its natural curve
- Dimensions: 17.5”w x 4.5”d x 13”h



CASE QTY: 2



CUSHIONS

Back Memory Foam Lumbar Cushion

Retail
Packaged

Item # 2675BL-R

- Temperature-sensitive memory foam molds to your body shape and provides customized comfort for your lower back
- Comes with two adjustable straps for secure hold to chairs
- Blue polyester cover is removable and washable
- Dimensions: 14"w x 4.75"d x 13"h



CASE QTY: 2

Back Memory Foam Lumbar Cushion with Stabilization Board Insert

Retail
Packaged

Item # 2676BK-R

- Stabilization board insert provides back support
- Improves spine alignment and back tension
- Temperature-sensitive memory foam molds to your body shape and provides customized comfort for your lower back
- Comes with two adjustable straps for secure hold to chairs
- Black polyester cover is removable and washable
- Dimensions: 14"w x 4.75"d x 13"h



CASE QTY: 2

Handle Cushions for Folding Walker

Retail
Packaged

NEW!

- Comfortable padded hand grips reduce hand and wrist pain and fatigue
- Fits on any folding walker, with easy-to-fasten Velcro closure
- Foam padding evenly distributes pressure on the hand
- Polyester cover is removable and washable
- Dimensions: 7.25"w x 4.25"h



Item #	Description
422BK	Black
422BL	Blue
422FA	Fuchsia

Travel Neck Pillow Memory Foam

Retail
Packaged

Item # 2643BK-R
Black

Item # 2643BL-R
Blue

- Front adjustable snap closure allows for attachment to luggage or backpack
- Ideal for travel, watching TV, reading, relaxing and sleeping
- Helps to reduce tension in the neck, head and shoulders to ease arthritic pain
- Soft velour cover removes for easy cleaning
- Dimensions: 12.75" w x 11.75" d x 3.75" h



2643BL-R



2643BK-R



Fleece Arm Cushion Covers

Retail
Packaged

Item # 2624-R
Cream

Item # 2624BK-R
Black

NEW!

- Thick fleece material provides premium user comfort
- Protects against soreness and nerve pressure
- Ideal for wheelchairs, transport chairs, and scooters
- Easy to put on and take off
- Washable
- Dimensions: 4.5" w x 11" d x 2" h



Contoured Cervical Collar

Retail
Packaged

- Provides comfortable neck support, prevents additional injury, and promotes proper healing
- Reduces head and cervical vertebrae movement
- Made of soft, polyurethane foam
- One size fits most
- Velcro tabs for easy and secure closure
- Ribbed stockinet cover promotes air circulation and reduces perspiration and heat build up
- Extra stockinet cover is removable for easy cleaning
- Washable



Height: 2.75" - 4"



Item #	Dimensions
2693-R	21" w x 1" d x 2.75" h
2694-R	21" w x 1" d x 3.5" h
2695-R	21" w x 1" d x 4" h

CUSHIONS

Fleece Elbow Protectors

Retail
Packaged

Item # 2626-R

- Plush fleece provides comfortable padding and added protection
- Helps prevent skin irritation, bed sores and decubitus ulcers
- Adjustable velcro straps allow for one size to fit most
- Breathable fleece material is hand washable
- Dimensions: 7.75" w x 10.5" l



Foot Elevator

Retail
Packaged

Item # 2683-R

- Comfortable, thick foam provides firm support while relieving pressure on foot and ankle
- Great for elevating foot and leg injuries, post surgeries or sensitive feet
- Adjustable velcro strap allows one size to fit most; removable, washable cotton cover
- Helps prevent pressure sores and ulcers
- Promotes circulation to foot and leg
- Dimensions: 10" w x 4" d x 10" h



Heel Protectors

Retail
Packaged

Item # 2627-R
Padded Velour

- 6" w x 8.25" d x 8" h

Item # 2625-R
Fleece

- 2.5" w x 5" d x 6" h

- Helps to prevent bed sores
- Great for use in bed or wheelchair
- Hand washable
- Adjustable strap with velcro closure allows for one size to fit most



CHOOSE *sleep*

A good night's sleep is so important ... **sleep easy** with NOVA's pillows and wedges.



PILLOWS & WEDGES

PILLOWS & WEDGES

Full Roll Pillows

Retail
Packaged

2696



- Item # 2696F-R (Fleece) • Designed to provide head and neck support to relieve muscle tension in the back and shoulders
- Item # 2696S-R (Blue Satin) • Helps align the spine while promoting proper sleeping posture
- Item # 2696W-R (White) • Alternative uses include sacral (pelvic) or knee support
- 100% hypoallergenic polyester fiberfill
- Durable fleece, light blue satin, and white polyester fabric covers are removable and washable
- Perfect companion for travel
- Dimensions: 18" w x 7" d x 7" h

Comfort Curve Neck Pillow

Retail
Packaged

Item # 2646-R



- Curved ergonomic shape designed to relieve neck and shoulder pain and muscle tension, for a better night's sleep
- Provides ideal support and comfort while reclining, watching TV, reading or sleeping
- Also great for pelvic, knee or ankle support
- Satin-like material is smooth and cooling, cover is removable and washable
- Filled with 100% polyester fiber
- Dimensions: 22" w x 13.5" d x 4.75" h



Knee Pillow

Retail
Packaged



Item # 2622-R
Small

- 5" w x 7" d x 4.5" h



Item # 2623-R
Standard

- 8" w x 10" d x 6" h

- Ideal for those who have difficulty sitting or sleeping due to hip, leg, back, or joint pain
- Hourglass design promotes proper parallel alignment of the legs, hips, and spine during sleep
- Helps to reduce discomfort in the lower back, legs, hips, ankles, and joints
- Improves circulation and decreases pressure and strain on the affected areas
- Includes adjustable strap to keep pillow securely positioned between legs during sleep
- Light blue fabric covers are removable and washable

Memory Foam Knee Pillow

Retail
Packaged

Item # 2677-R

- Ideal for those who have difficult sitting or sleeping due to hip, leg, back, or joint pain
- Hourglass design promotes proper parallel alignment of the legs, hips, and spine during sleep
- Helps to reduce discomfort in the lower back, legs, hips, ankles, and joints
- Improves circulation and decreases pressure and strain on the affected areas



- Includes adjustable strap to keep pillow securely positioned between legs during sleep
- Soft and luxurious charcoal blue Velour™ like fabric cover is removable and washable
- Dimensions: 8”w x 10.25”d x 7.25”h

Half Roll Pillow Memory Foam

Retail
Packaged

Item # 2645-R

- Memory Foam Half Roll Pillow helps to reduce discomfort in head, neck, shoulder and back areas
- Ergonomic design promotes ideal spinal alignment and sleep posture
- Can be used under the head, neck, shoulders, legs, ankles and back
- Use for home, work or travel
- Soft and luxurious navy blue Velour™-like fabric cover is removable and washable
- Dimensions: 19.75”w x 8”d x 4.25”h



Half Roll Mini Pillow Memory Foam

Retail
Packaged

Item # 2678-R

- Can be used under the head, neck, shoulders, legs, ankles, and back
- Ergonomic design promotes ideal spinal alignment and sleep posture
- Helps to reduce discomfort in head, neck, shoulder, and back areas
- Use for home, work, or travel
- Soft and luxurious charcoal blue Velour™-like fabric cover is removable and washable
- Dimensions: 13.75”w x 5.5”d x 3”h




PILLOWS & WEDGES

Folding Bed Wedges/Pillow Table

2680/2681/2682

Retail
Packaged

- Gradual slope helps ease respiratory problems while reducing neck, back, and shoulder tension
- Folds compactly for easy storage, transport and other uses
- Improves upper or lower body circulation
- Used to treat the symptoms of hiatus hernia, reflux disorders, and snoring
- Ideal for reading or watching TV
- White and blue polyester covers are removable and washable



Use as a
Pillow Table!

Item #	Description	Dimensions
2680-R	White	7.5"h x 23.5"w x 23.5"d
2680BL-R	Blue	7.5"h x 23.5"w x 23.5"d
2681-R	White	10"h x 23.5"w x 23.5"d
2681BL-R	Blue	10"h x 23.5"w x 23.5"d
2682-R	White	11.75"h x 23.5"w x 23.5"d
2682BL-R	Blue	11.75"h x 23.5"w, x 23.5"d

Bed Wedges

2690/2691/2692

Retail
Packaged

- Gradual slope helps ease respiratory problems while reducing neck, back, and shoulder tension
- Improves upper or lower body circulation
- Used to treat the symptoms of hiatus hernia, reflux disorders, and snoring
- Ideal for reading or watching TV
- White and blue polyester/cotton blend covers are removable and washable



CASE QTY: 2

Item #	Description	Dimensions
2690-R	White	7.5"h x 23.5"w x 23.5"d
2690BL-R	Blue	7.5"h x 23.5"w x 23.5"d
2691-R	White	10"h x 23.5"w x 23.5"d
2691BL-R	Blue	10"h x 23.5"w x 23.5"d
2692-R	White	11.75"h x 23.5"w x 23.5"d
2692BL-R	Blue	11.75"h x 23.5"w x 23.5"d

Bed Wedge

Retail
Packaged

With Half Roll Pillow

Item # 2699-R

- Arm cutout makes this ideal for side and back sleepers, and dual purpose half roll cutout pillow provides neck and back support
- 17 degree gradual slope helps ease respiratory problems while reducing neck, back and shoulder tension, and makes this cushion ideal for reading or watching TV
- Used to treat the symptoms of hiatus hernia, reflux disorders and snoring
- Removable, zippered washable polyester cover
- Dimensions: 19.5"w x 23"d x 8"h



CASE QTY: 2

Elevating Leg Wedge

Retail
Packaged

In 6" and 8" Height

Item # 2685-R/ 2685BL-R
8" Height

- 19" w x 23"d x 8"h

Item # 2686-R/2686BL-R
6" Height

- 19.25" w x 23"d x 6"h

- Helps to treat tired legs, phlebitis, varicose veins, lower back pain, swollen knees, and pelvic traction
- Reduces stress on the spine and improves circulation
- Contoured to fit under the back of the knees
- Ideal for those sleeping or resting with leg casts, boots and braces
- White and blue polyester covers are removable and washable
- 6" height option is great for petite users versus the 8" height option



Knee Elevator Wedge

Retail
Packaged

Item # 2687-R

- 22.5"w x 8.75"d x 7"h

Item # 2688-R

- 16.75"w x 10"d x 7"h

- Improves circulation and helps to maintain back and pelvic position
- Fits comfortably under the back of the knees
- Designed to create a 30 degree bend in the knees
- High density foam maintains shape
- Blue polyester covers are removable and washable



CASE QTY: 2

CUSHION & WEDGE COVERS

Replacement Covers

Item #	Description	Item #	Description
CE-2601	Cover For 2" Gel Foam Cushion	CE-2680	Cover For 2680 Bed Wedge
CE-2602	Cover For 2" Gel Foam Cushion	CE-2680BL	Cover For 2680BL Bed Wedge
CE-2603	Cover For 3" Gel Foam Cushion	CE-2680V	Cover For 2680 Bed Wedge - 7.5"
CE-2604	Cover For 3" Gel Foam Cushion	CE-2681	Cover For 2681 Bed Wedge
CE-2605	Cover For 3" Gel Foam Cushion	CE-2681BL	Cover For 2681BL Bed Wedge
CE-2606	Cover For 3" Coccyx Gel Foam Cushion	CE-2681V	Cover For 2681 Bed Wedge - 10"
CE-2607	Cover For 3" Coccyx Gel Foam Cushion	CE-2682	Cover For 2682 Bed Wedge
CE-2608	Cover For 3" Coccyx Gel Foam Cushion	CE-2682BL	Cover For 2682BL Bed Wedge
CE-2609	Cover For 3" Coccyx Gel Foam Cushion	CE-2682V	Cover For 2682 Bed Wedge - 12"
CE-2610	Cover For 16" Back Foam Cushion	CE-2690	Cover For 2690 Bed Wedge
CE-2611	Cover For 18" Back Foam Cushion	CE-2690BL	Cover For 2690BL Bed Wedge
CE-2612	Cover For 20" Back Foam Cushion	CE-2691	Cover For 2691 Bed Wedge
CE-2613	Cover For 3" Convoluted Foam Cushion	CE-2691BL	Cover For 2691BL Bed Wedge
CE-2614	Cover For 3" Coccyx Foam Cushion	CE-2692	Cover For 2692 Bed Wedge
CE-2615	Cover For 3" Convoluted Seat/Back Foam Cushion for 18" x 16" (w/ Fleece Cover)	CE-2692BL	Cover For 2692BL Bed Wedge
CE-2616	Cover For 3" Foam Cushion For 18" x 16"	CE-2693	Cover for 2693 Cervical Collar
CE-2617	Cover For 3" Convoluted Foam Cushion for 16" x 16"	CE-2694	Cover for 2694 Cervical Collar
CE-2622	Cover For Knee Spacer - Small	CE-2696F	Cover For Cervical Pillow - Fleece
CE-2623	Cover For Knee Spacer - Large	CE-2696S	Cover For Cervical Pillow- Satin
CE-2672	Cover For 2672 Comfort Ring	CE-2696W	Cover For Cervical Pillow- White
CE-2673	Cover For 2673 Comfort Ring		
CE-2674	Cover For 2674 Comfort Ring		
CE-2674P	Cover For 2674P Comfort Ring		

CHOOSE

well-being

Life Aids make our everyday lives a just little easier.



LIFE AIDS

The Knee Walker

What is the Knee Walker?

The NOVA Knee Walker is an excellent mobility device for foot or ankle injuries when the affected area cannot bear weight or has limited weight bearing precautions. It can be a great long or short term alternative to crutches or folding walkers that can have adverse effects, such as back or under arm pain from extended use. The Knee Walker allows the user to maintain an active and more independent lifestyle which will help him/her progress to a quicker recovery.

Features:

- Oversized, contoured padded platform pad (comfortable and long-lasting)
- Durable, anatomical synthetic rubber handles
- Steering assembly allows the user to easily maneuver and helps maintain better stability
- Large 8" wheels provide a smooth ride over uneven surfaces
- Locking hand brakes provide speed control and allows user to stay in a single position without rolling during everyday tasks
- Quickly adjusts for right or left leg injuries
- Easy-to-fold down steering column is convenient for transport and compact storage



A great alternative to crutches!



Accessories:



TKW Basket
Item # TKW-BASKET



TKW Cup Holder
Item # CH-3500



Knee Gel Cushion
Item # TKW-GC



TKW Fleece Cover
Item # TKW-FC



Padded Fleece Cover
Item # TKW-PADCR (Cream)
TKW-PADBK (Black)



Knee Walker
TKW-12

- The standard Knee Walker is a great fit for most users



Heavy Duty Knee Walker
TKW-13

- Sturdy, reinforced frame and components for a higher weight capacity



Heavy Duty Knee Walker - Tall
TKW-14

- Sturdy, reinforced frame and components for a higher weight capacity
- For taller users

Item #	Approx. User Height	Knee Pad Height Adjustment	Handle Height Adjustment	Overall Dimensions	Overall Dim. Folded	Weight	Weight Cap.	Color
TKW-12	4'11" - 6'2"	16.75" - 22"	31.25" - 37.25"	18.5"w x 32.25"d	19.5"w x 32.25"d x 19.75" - 22"h	26.5 lb	300 lb	Silver
TKW-13	4'11" - 6'2"	17" - 22"	31.5" - 37.75"	19"w x 32.25"d	20.75"w x 33"d x 20" - 22"h	29 lb	400 lb	Red
TKW-14	6'2" - 6'8"	21.5" - 25.75"	35.5" - 41.25"	20.25"w x 36"d	21.5"w x 36"d x 24" - 25.75"h	32 lb	400 lb	Blue



The Knee Walker makes a great rental item, and the Knee Gel Cushion makes for a great add-on! Its *Gel-Cell Comfort Technology* adds so much comfort and support. It rolls up and folds up, and can even be used in the car!



Adds extra comfort and cushion on a knee scooter knee pad, and can even be used in the car!

Underpads

Retail Packaged

Reusable

- Perfect for beds, chairs and cars
- 100% cotton top sheet is soft and comfortable
- Polyester/rayon soaker absorbs and traps wetness
- Machine wash and dry up to 250 times



UP-1818



UP-3236P

Item #	Dimensions	Description
UP-1724	17" x 24"	White
UP-1818	18" x 18"	White
UP-2436	24" x 36"	White
UP-3236	32" x 36"	White
UP-3236P	32" x 36"	Plaid
UP-3236T	32" x 36"	White, with tuck-in flaps
UP-3236H	32" x 36"	White, with positioning handles
UP-3654	36" x 54"	White
UP-3654T	36" x 54"	White, with tuck-in flaps
UP-3672	36" x 72"	White
UP-3672T	36" x 72"	White, with tuck-in flaps



UP-3654

Ultra Underpads

Retail Packaged

Reusable

- Perfect for beds, chairs and cars
- Velour top sheet is soft and comfortable
- Polyester/rayon soaker absorbs and traps wetness
- Machine wash and dry up to 250 times



UP-2122BL



UP-2122GR

NEW!



UP-2122BR

Item #	Dimensions	Description
UP-2122BL	22" X 21"	Blue
UP-2122GR	22" X 21"	Gray
UP-2122BR	22" X 21"	Brown



Urinals



- Spill resistant design with cover to prevent odor (8104M-R and 8105M-R only)
- Cover glows in the dark for improved visibility at night (8104M-R and 8105M-R)
- Open handle supports bedside hanging and an improved grip
- Contoured design ensures a complete and secure seal during use
- Perfect for bedside or use in vehicle
- Grip handle allows for use in multiple positions for bedridden users
- Durable shatter resistant plastic design is easy to empty and clean



Item #	Description
8104M-R	Male Urinal w/ Glow-in-the-Dark Cover
8105M-R	Male Urinal w/ Glow-in-the-Dark Cover
8106F-R	Female Urinal



Sitz Bath



Item # 8101-R

- Convenient On/Off control clip
- Fits most standard toilets
- Aids in relieving the discomfort of perineal conditions such as hemorrhoids, menstrual cramps, bladder or prostate infections
- Includes 2000 ml solution bag



Bedpan



Item # 8107-R

- For users that have difficulty getting out of bed
- Durable molded plastic construction and conventional style
- Odor resistant and easy to clean



Fracture Bedpan



Item # 8108-R

- Tapered lower front for easier user positioning
- Durable molded plastic construction and conventional style
- Odor resistant and easy to clean

Deluxe Hip Kits

Retail
Packaged

The Deluxe Hip Kit aids in recovering from hip, back, or knee surgery. Each kit contains a combination of 7 Life Aids.

*All of the items in the Deluxe Hip Kits can be ordered together using the Deluxe Hip Kit item numbers or individually.



1 Deluxe Hip Kit (PA-1000)

Includes:

- D-32 - Dragon Reacher
- PA-1001 - Dressing Stick
- PA-1002 - Plastic Shoe Horn
- PA-1003 - Terry Cloth Sock Aid
- PA-1004 - Bath Sponge
- PA-1005 - Elastic Shoe Laces (Black)
- PA-1006 - Elastic Shoe Laces (White)

2 Deluxe Hip Kit (PA-1100)

Includes PA-1000 items, with:

- PA-1007 - Plastic Sock Aid**
(substitute for PA-1003 - Terry Cloth Sock Aid)

3 Deluxe Hip Kit (PA-1200)

Includes PA-1000 items, with:

- PA-1011 - Metal Shoe Horn**
(substitute for PA-1002 - Plastic Shoe Horn)

4 Deluxe Hip Kit (PA-1300)

Includes PA-1000 items, with:

- FR-32 - Folding Reacher**
(substitute for D-32 - Dragon Reacher)

The Deluxe Hip Kits contain a combination of the following Life Aids:

PA-1001, PA-1002, PA-1003, PA-1004, PA-1005, PA-1006, PA-1011, D-32 & FR-32

Dressing Stick

Item # PA-1001

- Assists with dressing and undressing
- 27" long



- Photo Credit:
NOVA VP, Ron Gaudiano

Deluxe Hip Kit continued...

Retail Packaged

Sock Aids

Item # PA-1003 (Terry Cloth)

Item # PA-1007 (Plastic)

- Allows for less bending when putting on socks
- Has long straps for easy assistance



Shoe Horn

Item # PA-1011 (Metal)

Item # PA-1002 (Plastic)

- Helps with bending over and guiding feet into footwear
- 24" long



Elastic Shoelaces (Pair)

Item # PA-1005 (Black)

Item # PA-1006 (White)

- Elastic laces stretch, making it easier to get your laced shoes on and off
- 32" long



Bath Sponge with Deluxe Long Handle

Item # PA-1004

- Assists with washing hard-to-reach areas and flexes to the contours of the body
- 23" long



Dragon Reachers

Retail Packaged

Item # D-24 (24")

Item # D-32 (32")

- 3" wide jaw opening
- Durable rubber gripping surface
- Jaw rotates 360 degrees



CASE QTY: 2



Folding Reacher

Retail Packaged

Item # FR-32

- Folds and unfolds for convenient storage
- Length Extended: 32"
- Length Folded: 16"
- Width Between Suction Cups: 4"



LIFE AIDS


Folding Reacher

Retail Packaged



Item # FR-3210 (32")

- Extra-long reach grabs small items that are just out of reach, preventing strain
- Folds compactly for travel and storage
- Reacher handle design features a built-in shoe horn
- Grabber head rotates 360° and features a magnetic tip for picking up keyrings, earrings etc.
- LED light adds illumination in dark places, such as under the bed or couch



LED Light Feature



Head Rotates 360°

PIKSTIK Reachers

Retail Packaged

Item # P-261 (26")

Item # P-321 (32")



Massage Rollers

Retail Packaged



3 Piece Set

Item # PA-3100

- Latex-Free massage rollers promote better circulation and pain relief
- Three piece set includes massage ball, peanut roller and studded foam roller
- EVA foam studded green foot roller provides deep tissue massage, plastic "peanut" roller can be used for medium pressure massage, and smooth massage ball provides trigger point release and gentle massage
- Hot & Cold Therapy: Massage ball and "peanut" roller feature non-toxic gel filling and can be immersed in hot water to heat, or placed in freezer to chill for added relief
- Black nylon drawstring bag allows for easy transport and storage



Description	Dimensions
Pink Massage Ball	6" Circumference
Blue "Peanut" Roller	6.25" x 6.75"
Green Studded Foam Roller	6" x 2.5"

Bath Brush Set

Retail Packaged



3-in-1 Folding
Item # PA-4001

- 19" long bath brush has three interchangeable heads: a soft-bristled brush, a sponge and a pumice stone
- Long, curved handle makes it easy to reach back, arms, legs and feet, and folding design makes bath brush ideal for travel
- Bath sponge gently cleanses skin and promotes improved blood circulation.
- Soft nylon bristled brush is gentle on skin, while allowing for a deeper clean.
- Pumice stone exfoliates and rejuvenates areas with rough skin, such as heels and elbows



3 Uses in One

Item #	Full Brush with Attachment	Extended Handle	Folded Down Handle	Attachment Size
PA-4001	19" Length	14" Length	8" Length	3.25"w x 5.75"l

Bath Brush

Retail Packaged

With Extra-Long U-Shaped Handle
Item # PA-4002

- 25.75" extra-long, u-shaped handle allows user to wash their back simply by holding brush by the handle and lifting to chest level
- Brush features soft nylon bristles and non-slip handle with hanging hole



Item #	Full Brush & Handle Length	Inner Curve Width	Brush Head Size
PA-4002	25.75"	10.75"	3"w x 4"l

Leg Lifter

Retail Packaged

Item # PA-1009

- Great for getting in and out of chairs, cars and beds
- Rigid foot loop can be shaped to your foot or shoe size
- Easy to grasp flexible hand hold
- Length - 37"



Exercise Peddler

Retail Packaged

Item # 6002-R



- Helps to increase strength, improve coordination and circulation in users arms and legs
- Foldable design is great for travel and compact storage
- Key rings for easy folding and unfolding
- Large digital display records exercise time, revolution count, total revolutions and calories burned
- Scan feature alternately display measurements automatically
- Anti-slip rubber pads prevent sliding and help to protect surfaces
- Button cell battery included
- Includes adjustable resistance knob for variable resistance training
- Dimensions: 15.5" w x 19" d x 11.75" h
- Folded Dimensions: 15.5" w x 11.75" d x 8" h



CASE QTY: 2



Overbed Tables

Overbed Table (Standard)

Item # 6070

- Non-tilt silver vein base
- Can be raised or lowered to infinite positions from 28.5 - 45 inches
- Security knob provides added pressure against the adjustment column limiting the amount of vertical movement
- Walnut wood grained laminate top
- 2 inch locking swivel casters for easy maneuverability

Overbed Table (Tilt-Top)

Item # 6071

- Separate tilt and raise/lower handles for safe and independent operation of table function
- Can adjust to eight different tilt positions
- Wheels can be locked into place
- Laminated walnut wood grain



Overbed Table (Standard)



Overbed Table (Tilt-Top)

Item #	Description	Table Dimensions	Base Dimensions	Height Adjustment	Weight Capacity	Weight
6070	Overbed Table	30.25" w x 15.25" d	26.25" w x 15.25" d	28.5" - 45"	22 lb	9.75 lb
6071	Tilt-Top Overbed Table	26.5" w x 16" d	26.25" w x 15.25" d	31.5" - 43.5"	22 lb	21.25 lb

Cast Protectors

Retail Packaged



- Reusable long plastic cast and bandage protector
- Plastic ring and diaphragm create a tight seal that prevents water from entering inside
- Keeps water from casts or bandages when showering or bathing
- Latex Free



Item #	Description
8113-R	Arm cast protector, Youth/Medium - 18" x 5"
8116-R	Arm cast protector, Adult/Short - 22" x 5"
8115-R	Arm cast protector, Adult/Long - 39" x 5"
8114-R	Leg cast protector, Youth/Medium - 18" x 7"
8118-R	Leg cast protector, Adult/Short - 23" x 7"
8117-R	Leg cast protector, Adult/Long - 42" x 9"
8119-R	Leg cast protector, Youth/Long - 31" x 7"

Exercise Squeeze Aids

Retail Packaged



- Helps strengthen grip and reduce stress
- Variable resistance training for hands, fingers and forearms
- Relieves carpal tunnel syndrome (PA-B01 & PA-B02)
- Attractive design made of durable latex free rubber is easy to clean



Exercise Squeeze Ball



Exercise Squeeze Egg



Exercise Squeeze Star

Item #	Description
PA-B01	Exercise Squeeze Ball - orange, soft
PA-B02	Exercise Squeeze Ball - blue, firm
PA-E01	Exercise Squeeze Egg - pink, soft
PA-E02	Exercise Squeeze Egg - blue, medium
PA-E03	Exercise Squeeze Egg - orange, firm
PA-H01	Exercise Squeeze Star - pink, soft
PA-H02	Exercise Squeeze Star - blue, medium
PA-H03	Exercise Squeeze Star - orange, firm

Gait Belts

Retail Packaged

Metal Buckle/Plastic Buckle/Heavy Duty

Item #	Dimensions	Description
PA-1031	36" x 4"	Heavy Duty, fits up to 36" waist
PA-1032	48" x 4"	Heavy Duty, fits 43" - 48" waist
PA-1033	42" x 4"	Heavy Duty, fits 37" - 42" waist
PA-1034	52" x 2"	Metal Buckle, Blue
PA-1035	72" x 2"	Metal Buckle, Blue
PA-1036	52" x 2"	Metal Buckle, Stripes
PA-1037	72" x 2"	Metal Buckle, Stripes
PA-1038	52" x 2"	Plastic Buckle, Blue
PA-1039	72" x 2"	Plastic Buckle, Blue
PA-1040	52" x 2"	Plastic Buckle, Stripes
PA-1041	72" x 2"	Plastic Buckle, Stripes



Standard



Heavy Duty

- Safe and easy way to transfer and prevent falls
- Helps to reduce caregiver back injuries
- Metal buckle with safety locking teeth (Metal Buckle)
- Quick-release hard plastic buckle allows easy handling (Plastic Buckle)
- Easy to grip hand holds provide superior comfort and leverage (Heavy Duty)

Gait Belt

Retail Packaged

With Handles

Item # PA-1042

- Safe and easy way to transfer and prevent falls
- Helps to reduce caregiver back injuries
- Grip Handles are attached securely to gait belt to aid in gripping and provide added support
- Easily adjustable, with locking metal teeth buckle that securely sets and grips the belt so there is no slipping or loosening
- Made of high-strength, densely woven nylon material with reinforced seams
- Hand or machine washable
- Dimensions: 52" x 4"



Wooden Transfer Board

Retail Packaged



Item # 6100-R

30" Length

- 30"l x 8"w x .75"h

Item # 6101-R

36" Length

- 36"l x 8"w x .75"h

- Allows user to safely transfer from wheelchair to bed, couch and other locations
- Handholds on either side of the board assist in transfer
- Wood surface is smooth, sealed and slanted on both ends, reducing friction and providing a more comfortable transfer
- Strong and sturdy, with a **500 lb weight capacity**



CASE QTY: 2



Easy-Grip Handholds Aid in Transfer

Overdoor Traction Set Retail Packaged



Item # 6060-R

- Easily fits over standard door
- Helps relieve joint-related back and neck pain by stretching and separating joints
- Easy assembly, no tool required

Overdoor Exercise Set Retail Packaged



Item # 6061-R

- Easily fits over standard door
- Helps increase range of arm mobility while stimulating muscles
- Easy assembly, no tool required

KN95 Face Mask Retail Packaged

Item # FM-100

- Non-medical, disposable protective face masks
- 5 layer, 3-dimensional protection with filtering $\geq 95\%$
- 50 individually sealed face masks per box
- Comfortable fit and feel
- Comes with verification
- Box Dimensions: 8" w x 4.5" d x 7" h




Individually sealed masks

Surgical Style Face Mask Retail Packaged

Item # FM-200

- Non-medical, disposable protective face masks
- 3 layer protection
- 1 sealed bag with 50 masks and verification
- Comfortable fit and feel
- Box Dimensions: 7.5" w x 4" d x 3.5" h



50 masks per sealed bag with verification

LIFE AIDS

Home Bed Rail

Retail
Packaged

With Legs

Item # 6094

- Helps user get safely in and out of bed (not intended to keep user confined to bed)
- Height-adjustable padded handle with easy telescopic adjustment mechanism
- Adjustable legs with non-slip tips
- Works with mattresses 8" - 12" in height
- Compatible with all bed sizes (Twin, Queen, King)
- Securing strap attaches to opposite side of bed to ensure stability
- Tool-free assembly and installation
- Handle Height Adjustment: 19" - 21"
- Platform base adjustment: 12.5" - 20.5"
- Minimum Box Spring/Platform Height: 12.5"
- Dimensions:
20.25"w x 36.75"d - 45.5"d x 34" - 43.25"h



Securing Strap

Organizer Pouch

Retail
Packaged

For Home Bed Rail

Item # 6098BK

- Fits most similar 20" wide bed rails
- Wide mesh pockets hold everyday items
- Sturdy fabric liner
- Dimensions: 20"w x 13"h
- Retail packaged in eye-catching and plastic-free cardboard box



Folding Bed Rail

Retail
Packaged

Item # 6095

- Helps the user get safely in and out of bed (not intended to keep user confined to bed)
- The bed rail easily folds down for in and out and brings it down and out of the way. Simply squeeze the padded rail and the bar above it together to fold down
- Comes with Organizer Pouch. Keeps personal items such as glasses, remotes or medications close by
- Compatible with most traditional and platform beds including Twin, Full, Queen, and King sized mattresses with a 8" - 12" mattress height; not intended for use on adjustable beds or beds with extra soft mattresses
- Strong Securing Device attaches to opposite side of the bed to ensure stability
- Easy assembly and installation (tools required)
- Dimensions: 35" w x 15"d x 20"h



Alternating Pressure System



Deluxe

Item # APP-2002


Item # APP-2102 (Pump Only)

Item # APP202-P (Pad Only)

- Deluxe, quiet pump alternately inflates and deflates 130 bubble cells for maximum effectiveness
- Adjustable pressure setting offers personalized comfort levels
- Helps to prevent and treat bed sores
- Mattress pad made of PVC material
- Weight Capacity: 250 lb
- APP-2002 Includes: mattress pad, pump, air supply hose, user instructions, repair & filter kit
- 1 year warranty for pump, 90 day warranty for pad



Pump & Pad Included



Closes compactly when not in use



Comes with battery, electrodes, lead wires and carrying case

Electronic Nerve Stimulator

Deluxe

Item # TENS-3000

Item # A600 (Electrodes Only)

- Transcutaneous electronic nerve stimulator
- Sleek and stylish design closes compactly when not in use
- System includes device, lead wires, four self-adhesive reusable electrodes, 9V battery, hard plastic carrying case and instruction manual
- Power source is 9-volt battery (included)
- Includes standard, modulate and burst modes and dual channels
- Timer can be set to 30 minutes, 60 minutes or continuous
- Waveform is asymmetrical biphasic square pulse
- Pulse Width: 50 - 250 microseconds
- Pulse Rate: 2 - 150 Hz
- Pulse Amplitude: 0 - 80 mA each channel
- 5 year warranty for TENS unit, 90 day warranty for lead wires

Finger Pulse Oximeter



Item # PO-301

- Large, easy-to-read LED screen displays blood-oxygen saturation, pulse rate and pulse bar
- LED display with two display directions
- Pulse rate accuracy of +/- 2 bpm
- Includes two AAA batteries, lanyard and storage bag



Storage Bag & Lanyard Included

Adjustable Oxygen Tank Cart with Wheels

Item # 6001

- Hammertone steel frame
- Height Adjustment: 38.5" - 42.75"
- Push-button adjustable
- Durable, long-lasting 6" rubber tires roll smoothly on most surfaces
- Tube hook keeps oxygen tube from being pulled or dropped
- Tank cylinder ring: 4.5" diameter
- Overall footprint: 11.25"w x 10.5"d
- Overall weight: 4.25 lb




CASE QTY: 4



I-V Stand (2-hook)

Item # 6081

- Removable top allows for easy transport
- Converts from 2-hook to 4-hook with push button release
- Height Adjustment: 46" - 84.5"
- Swivel castors for easy maneuverability
- Locking collar allows for easy height adjustment
- Weighted base provides stability
- Overall footprint: 23.5"w x 23.25"d
- Overall weight: 7 lb



Step Stools

Step Stool

Item # 6065

- Lightweight - 5 lb
- Skid resistant rubber tips and step base
- Weight capacity: 300 lb



CASE QTY: 2



6065

Step Stool with Hand Rail

Item # 6066

- Lightweight - 6.75 lb
- Skid resistant rubber tips and step base
- Hand rail for extra support and safety
- Weight capacity: 300 lb



CASE QTY: 2



6066

NOVA Warranty

- **All product frames:** Lifetime Warranty
- **Hand brake System:** 5 Year Warranty (the hand brake system includes brake housing, cable wire, brake handle, cable cover, brake shoe, brake spring)
- **All other parts:** 1 Year Warranty (seat, wheels, hand grips, tips, height adjustment knob and screw, foam backrest, seat clips, dust caps, forks, etc.)

NOVA's Flexible Warranty - NOVA believes in our customers and truly cares about their journey towards independence; therefore, our warranty goes much farther than what is stated. NOVA will listen and try to help in every situation.

Parts & Repairs

NOVA stocks all parts and can ship them directly to you. A full parts catalog can be located on our website, just go to www.novajoy.com and look under *Parts & Repairs*. To place your parts order, and for any repair questions, please contact NOVA customer service at **1-800-557-6682**.

Scan the QR Codes below with your phone's camera to view our helpful how-to repair videos!



*Rolling Walker Brake Repair
(with cable replacement)*



*Knee Walker Brake Repair
(with cable replacement)*



*Knee Walker Brake Repair
(with current cable)*



On the cover is a moment I will never forget.

Just me and Emma. No noise. No fear. Only presence and connection. She reminded me that what we don't understand isn't something to avoid, it's something to respect.

That truth lives at the heart of NOVA. For 33 years, we've built NOVA with you, by stepping into the unknown together. With trust. With courage. With a shared belief that better is always possible. Like that moment in the water, our journey has been built on connection and respect.

At NOVA, our purpose is clear: **Empowering Human Ability**. And we do that - together. Because in a changing world, one thing remains: **connection is what moves us forward**. The mystery is what makes life brilliant. And the courage to step into it - together - is what makes partnerships extraordinary.

Thank you for the trust you've placed in us for 33 years. We are deeply grateful... and we are just getting started.

With appreciation and partnership,

Sue Chen

Founder & CEO

On this back cover, Emma is surrounded by wounded veterans, alongside Richard Branson, during an Operation Blue Pride expedition.

As Co-Founder of Operation Blue Pride, this work is deeply personal. We bring wounded veterans into the ocean for experiences that go beyond the dive - restoring confidence, creating connection, and opening the door to new possibility.

Because connection and hope doesn't just change moments -

It changes lives.

